



SMALL BUSINESS
FOR AMERICA'S FUTURE

Survey: Small Business Owners Overwhelmingly Support \$1.9 Trillion Relief Plan, Say Congress Should Pass it Even Without GOP Support

Feb. 23, 2021

ABOUT SMALL BUSINESS FOR AMERICA'S FUTURE

- Small Business for America's Future is a national coalition of business owners and leaders working to provide small businesses a voice at every level of government
- We're committed to ensuring policymakers prioritize Main Street by advancing a just and equitable economic framework that works for small business owners, their employees and their communities.

KEY FINDINGS

Small businesses support more government relief

- From Feb. 13-18, 2021, Small Business for America's Future conducted a **national survey of 1,241 small business owners** in its network to learn about ongoing pandemic impacts on their businesses and test their opinions about government priorities and the proposed American Rescue Plan.
- **69%** of small business owners — including **46%** of Republican business owners and **61%** of independent small business owners — support the American Rescue Plan.
- A majority (**56%**) of small business owners said that Democrats in Congress should pass a larger relief bill as soon as possible, even if it doesn't have support from Republicans in Congress — including **52%** of independents and **23%** of Republicans.
- Small business owners want Congress to prioritize economic relief over deficit reduction.

KEY FINDINGS

Small businesses continue to struggle — particularly businesses owners of color

- **More than one-third** of small business owners—including 51% of Black and 42% of Latinx business owners—say their business would only be able to operate for a few more months without additional relief.
- **80%** of small business owners think another round of PPP is needed, including **94%** of Black business owners and **89%** of Latinx business owners.
- **40%** of small business owners—including **47%** of Black business owners and **43%** of Latinx business owners—say that the number of people employed by their business has decreased as a result of Covid.
- **60%** of small business owners would primarily use funds from a new Covid relief bill to keep employees on the job.

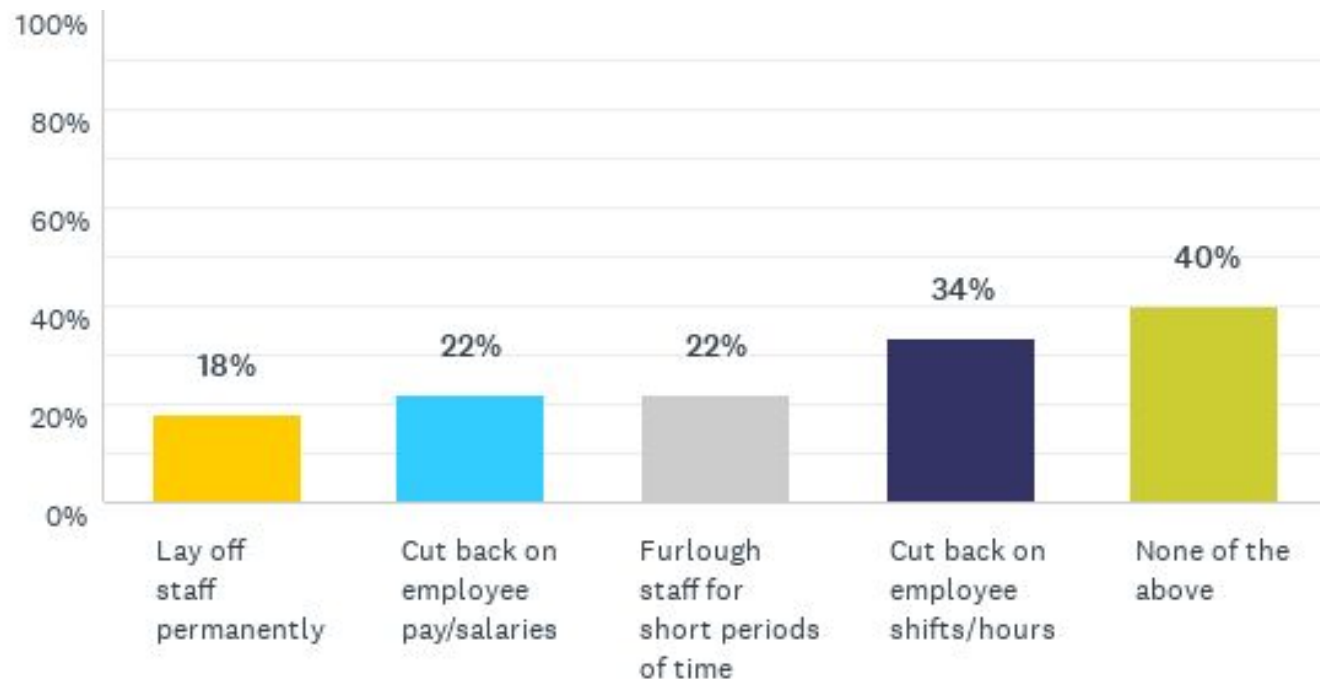
**Q1: Which of these do you consider the biggest challenge(s) facing your business?
(Select all that apply)**

ANSWER CHOICES	RESPONSES	
Covid-19	53%	660
Competition with big business and corporations	37%	457
Rising cost of doing business, NOT involving fuel, rent, or utility costs	36%	448
Attracting new customers	36%	447
The rising cost of healthcare	32%	392
Local, state, and federal taxes	31%	388
Lack of access to credit or capital	31%	382
Attracting and retaining quality employees	31%	380
Government regulations	27%	333
Total Respondents: 1,241		

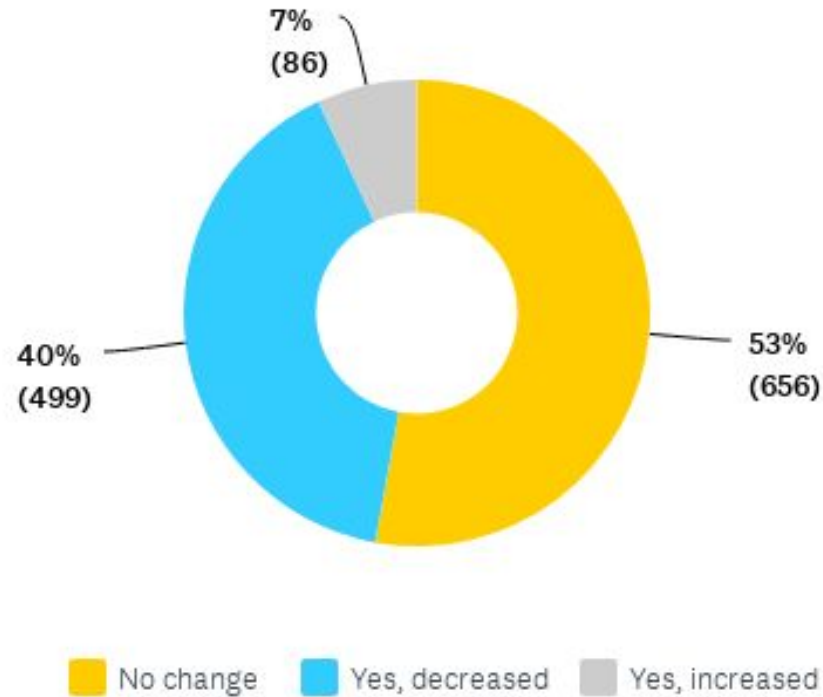
Q2: Which of the following best describes your business during the pandemic?

ANSWER CHOICES	RESPONSES	
My business has remained open throughout the pandemic	58%	719
My business was temporarily shut down due to the pandemic and has reopened at limited capacity	22%	270
My business was temporarily shut down and has not reopened yet	9%	109
My business was temporarily shut down due to the pandemic and has reopened at full capacity	9%	106
My business was temporarily shut down, reopened, then shut down again	3%	32
My business shut down due to the pandemic and will not reopen again	0%	5
TOTAL		1,241

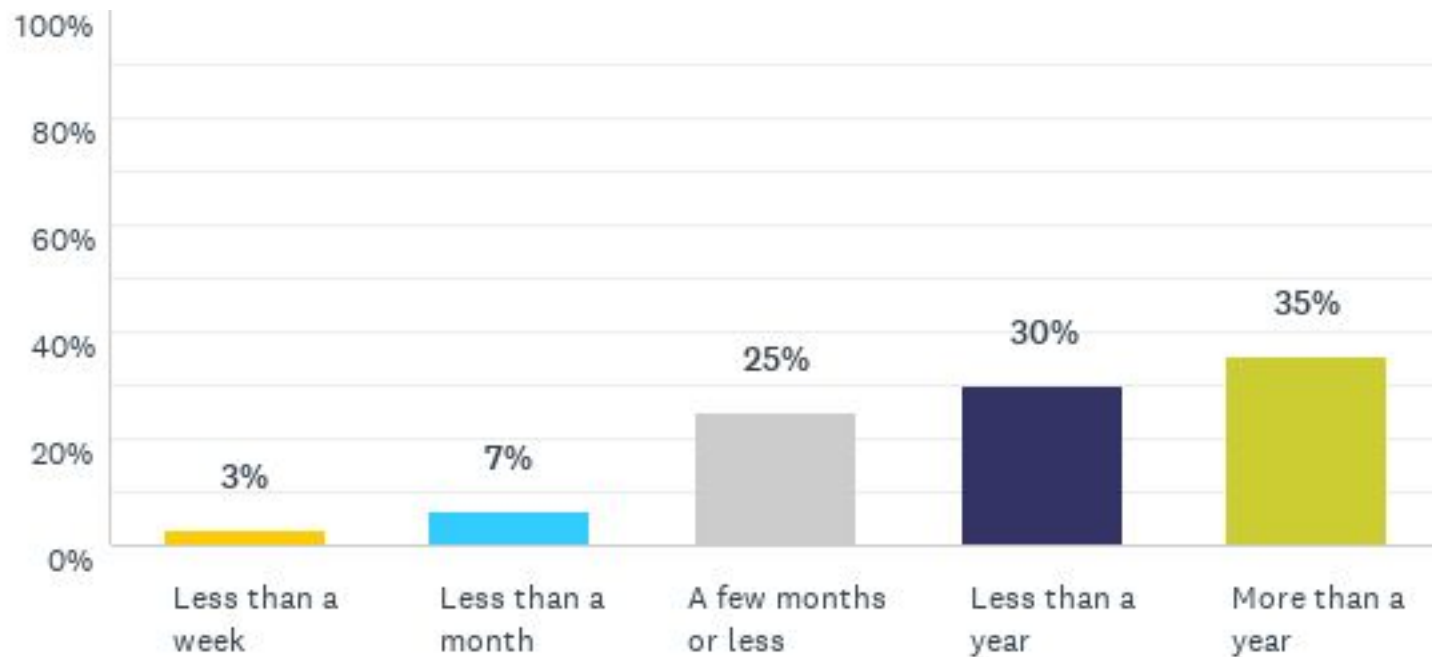
Q3: Since the start of the pandemic, have you had to do any of the following when it comes to your employees? (Check all that apply)



Q4: Has the number of people your business employs changed as a result of the pandemic?



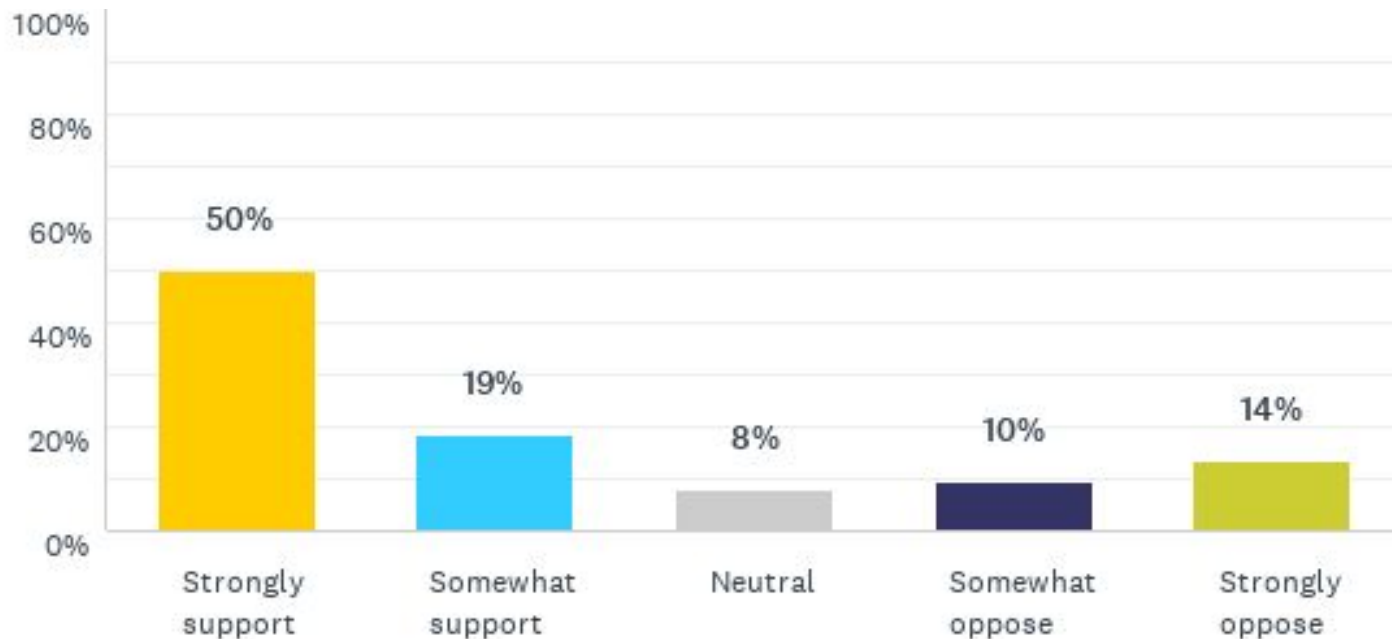
Q5: How long can your business continue to operate if you do not receive any additional relief in the near future?



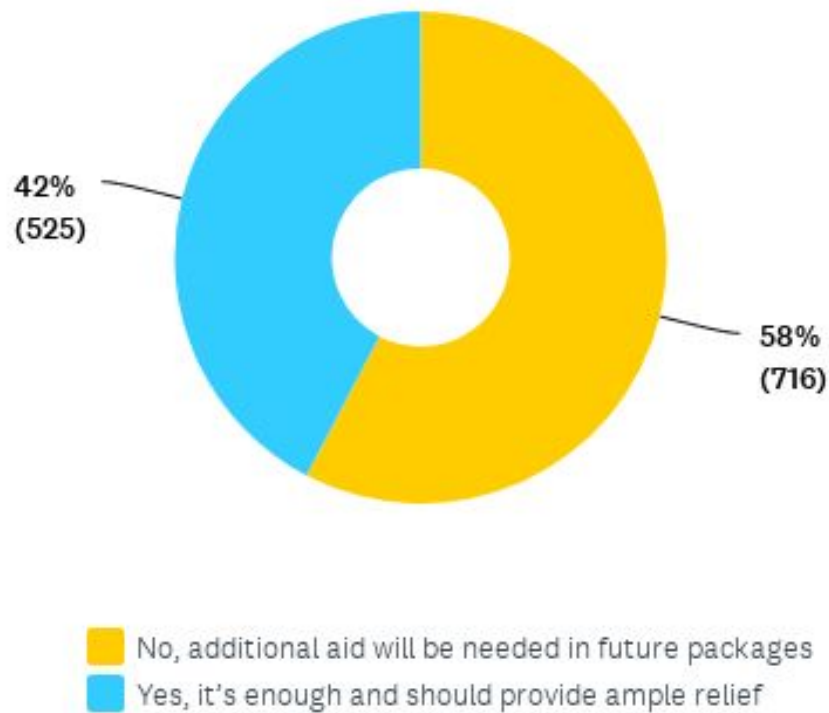
Q6: As the Biden administration gets to work, what issues do you think the White House and Congress should address in the next two years? Check the top three items most important to you and your business

ANSWER CHOICES	RESPONSES	
Provide additional assistance to small businesses	62%	764
Spend whatever is necessary to end the pandemic and get the economy back on track	56%	697
Reduce the cost of healthcare for small businesses & their employees	52%	644
Invest in infrastructure; improving roads, bridges, etc.	37%	455
Reducing the federal budget deficit	25%	310
Combat climate change and create clean energy jobs	21%	265
Other (please specify)	17%	209
Making 2-year and 4-year college more affordable	16%	200
Total Respondents: 1,241		

Q7: President Biden has proposed the American Rescue Plan, a \$1.9 trillion relief bill to provide targeted support to businesses impacted by the pandemic. Do you support or oppose the new stimulus package?



Q8: Do you think the current stimulus plan being discussed is enough to support a full economic recovery?



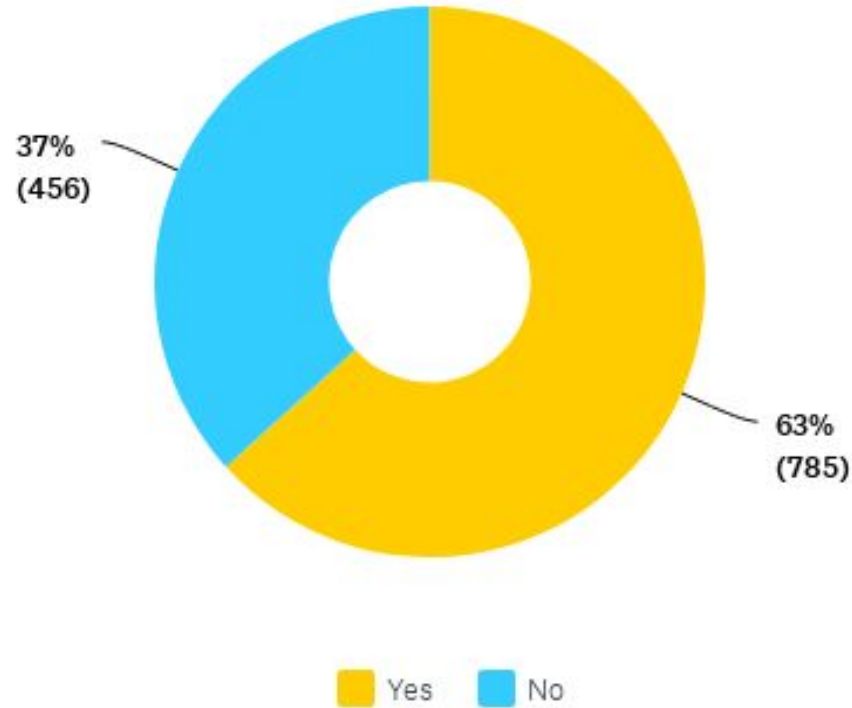
Q9: When thinking about how lawmakers should pass the proposed coronavirus relief package, what statement is closer to your views?

ANSWER CHOICES	RESPONSES	
Democrats in Congress should pass a larger coronavirus relief bill as soon as possible, even if it doesn't have support from Republicans in Congress.	56%	696
Democrats in Congress should wait to pass a coronavirus relief bill until it can gain Republican support, even if it ultimately means less relief and benefits for Americans & small businesses who may need it	44%	545
TOTAL	1,241	

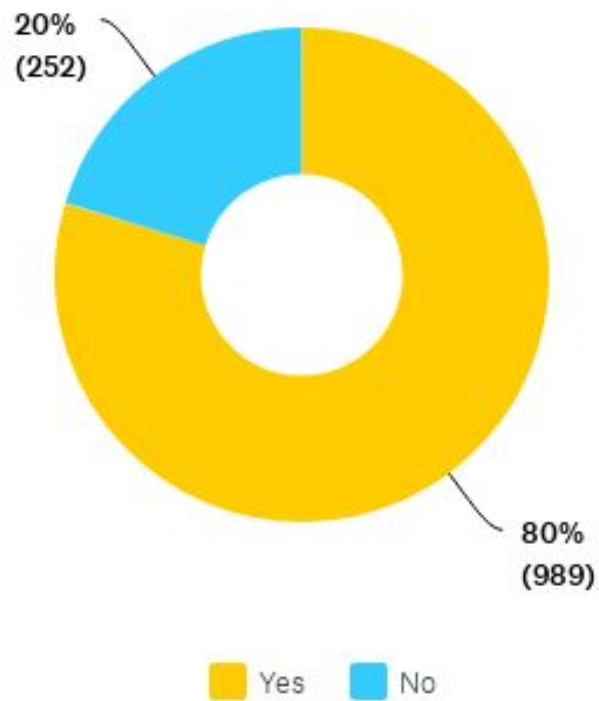
Q10: Who do you think has benefited the most from previous Covid-19 related relief packages? (Choose the top three)

ANSWER CHOICES	RESPONSES	
Big businesses and corporations	76%	943
Politicians	54%	672
Wealthy people	45%	560
Small businesses	21%	265
Low wage workers	21%	257
Middle class people	14%	177
Total Respondents: 1,241		

Q11: Have you received a loan from the Paycheck Protection Program (PPP) since the pandemic started?



Q12: Do you think an additional round of PPP is needed?



Q13: If Congress passes additional relief and your business receives aid, what will you primarily use the funding for?

ANSWER CHOICES	RESPONSES	
Employee salaries, keeping employees on the job	60%	750
Rent, mortgage, or utilities costs	22%	272
Other debt obligations	12%	153
Healthcare costs to ensure continuation of group health benefits	3%	37
Insurance premiums	2%	29
TOTAL		1,241

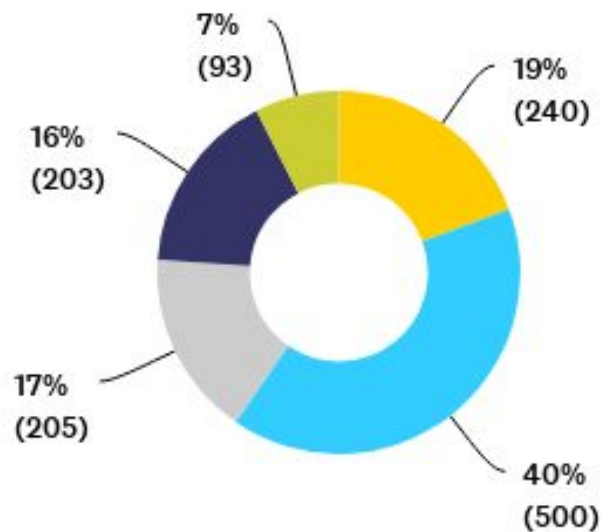
**Q14: As a business owner, are you doing any of the following to defeat COVID-19
(Please share all that apply)**

ANSWER CHOICES	RESPONSES	
Social distancing	87%	1,077
Instituting masking in the workplace	78%	963
Supporting paid leave policies	32%	395
Other --please share if you have gone above and beyond to help employees, customers or communities respond or recover from the pandemic	26%	318
Total Respondents: 1,241		

Q15: Should the administration consider additional federal action to slow the spread of the pandemic?

ANSWER CHOICES	RESPONSES	
Yes, the Administration should continue to take action until Covid-19 is fully under control	73%	908
No further action is needed	27%	333
Yes, but only if I am able to still keep my business open	0%	0
TOTAL		1,241

Q16: How optimistic are you for the remainder of 2021?



Q17: Are you a small business owner ?

ANSWER CHOICES	RESPONSES	
Yes	100%	1,241
No	0%	0
TOTAL		1,241

Q18: Not including yourself, how many employees do you have?

ANSWER CHOICES	RESPONSES	
Self only	19%	234
1-5	38%	467
6-10	17%	211
11-30	17%	217
31-50	5%	56
51-100	3%	38
101-200	1%	15
201-500	0%	3
501+	0%	0
TOTAL		1,241

Q19: What is your age?

ANSWER CHOICES	RESPONSES	
Under 18	0%	1
18-24	0%	0
25-34	1%	18
35-44	10%	118
45-54	27%	336
55-64	39%	486
65+	23%	282
TOTAL		1,241

Q20: How do you identify yourself? (Select all that apply)

ANSWER CHOICES	RESPONSES	
Asian American/Pacific Islander (including Japanese American, Korean American, Filipino American, Southwest Asian American, Vietnamese American, and Chinese American)	5%	56
Black, African or African American	24%	296
Hispanic, Latino	9%	107
Native American or Alaska Native	3%	32
White or Caucasian	56%	700
Multi-racial	3%	35
Other/Prefer not to answer	8%	104
Total Respondents: 1,241		

Q21: Which of the following best describes the principal industry of your business?

ANSWER CHOICES	RESPONSES	
Business Services	21%	262
Food and Restaurant	2%	31
Retail	5%	59
Health, Beauty, Fitness	5%	68
Auto Repair	2%	27
In-home Care	1%	13
Technology	12%	147
In-home cleaning and maintenance	1%	12
Travel and lodging	2%	26
Sports and recreation	1%	14
Other (please specify)	47%	582
TOTAL		1,241

Q22: What is your gender? (optional)

ANSWER CHOICES	RESPONSES	
Male	53%	660
Female	42%	521
Prefer not to say	4%	50
Non-Binary	0%	4
TOTAL		1,235

Q23: What was your gross revenue for your business in 2020?

ANSWER CHOICES	RESPONSES	
Less than \$100,000	34%	426
\$2 million or more	17%	207
\$100,000 to under \$250,000	16%	196
\$500,000 to under \$1 million	12%	149
\$250,000 to under \$500,000	11%	133
\$1 million to under \$2 million	10%	130
TOTAL		1,241

Q24: What is your current political affiliation?

ANSWER CHOICES	RESPONSES	
Democrat	32%	394
Republican	24%	303
Independent	24%	298
Don't know/Prefer not to say	16%	203
Other	3%	43
TOTAL		1,241

SELECT CROSSTAB DATA BY POLITICAL AFFILIATION & RACE

Q6: As the Biden administration gets to work, what issues do you think the White House and Congress should address in the next two years? Check the top three items most important to you and your business

	SPEND WHATEVER IS NECESSARY TO END THE PANDEMIC AND GET THE ECONOMY BACK ON TRACK	REDUCE THE COST OF HEALTHCARE FOR SMALL BUSINESSES & THEIR EMPLOYEES	PROVIDE ADDITIONAL ASSISTANCE TO SMALL BUSINESSES	REDUCING THE FEDERAL BUDGET DEFICIT	COMBAT CLIMATE CHANGE AND CREATE CLEAN ENERGY JOBS	INVEST IN INFRASTRUCTURE; IMPROVING ROADS, BRIDGES, ETC.	MAKING 2-YEAR AND 4-YEAR COLLEGE MORE AFFORDABLE	OTHER (PLEASE SPECIFY)	TOTAL
Q24: Democrat	80% 314	49% 194	68% 268	8% 32	37% 145	33% 130	26% 101	8% 33	98% 1,217
Q24: Independent	50% 149	51% 151	57% 169	32% 96	22% 65	39% 117	13% 38	17% 50	67% 835
Q24: Republican	37% 111	55% 166	57% 174	40% 121	6% 19	41% 124	8% 25	20% 61	65% 801
Q24: Other	53% 23	58% 25	51% 22	30% 13	21% 9	40% 17	16% 7	42% 18	11% 134
Q24: Don't know/Prefer not to say	49% 99	53% 107	65% 131	24% 48	13% 26	33% 67	14% 29	23% 47	45% 554
Total Respondents	696	643	764	310	264	455	200	209	1,240

Q7: President Biden has proposed the American Rescue Plan, a \$1.9 trillion relief bill to provide targeted support to businesses impacted by the pandemic. Do you support or oppose the new stimulus package?

	STRONGLY SUPPORT	SOMEWHAT SUPPORT	NEUTRAL	SOMEWHAT OPPOSE	STRONGLY OPPOSE	TOTAL
Q24: Democrat	86% 337	11% 42	1% 4	1% 5	2% 6	32% 394
Q24: Independent	39% 117	22% 66	8% 23	13% 40	17% 51	24% 297
Q24: Republican	22% 66	24% 73	14% 41	15% 46	25% 77	24% 303
Q24: Other	44% 19	19% 8	14% 6	7% 3	16% 7	3% 43
Q24: Don't know/Prefer not to say	40% 81	20% 41	13% 26	13% 26	14% 29	16% 203
Total Respondents	620	230	100	120	170	1,240

Q9: When thinking about how lawmakers should pass the proposed coronavirus relief package, what statement is closer to your views?

	DEMOCRATS IN CONGRESS SHOULD PASS A LARGER CORONAVIRUS RELIEF BILL AS SOON AS POSSIBLE, EVEN IF IT DOESN'T HAVE SUPPORT FROM REPUBLICANS IN CONGRESS.	DEMOCRATS IN CONGRESS SHOULD WAIT TO PASS A CORONAVIRUS RELIEF BILL UNTIL IT CAN GAIN REPUBLICAN SUPPORT, EVEN IF IT ULTIMATELY MEANS LESS RELIEF AND BENEFITS FOR AMERICANS & SMALL BUSINESSES WHO MAY NEED IT	TOTAL
Q24: Democrat	90% 353	10% 41	32% 394
Q24: Independent	52% 154	48% 143	24% 297
Q24: Republican	23% 71	77% 232	24% 303
Q24: Other	44% 19	56% 24	3% 43
Q24: Don't know/Prefer not to say	48% 98	52% 105	16% 203
Total Respondents	695	545	1,240

Q2: Which of the following best describes your business during the pandemic?

	MY BUSINESS WAS TEMPORARILY SHUT DOWN DUE TO THE PANDEMIC AND HAS REOPENED AT FULL CAPACITY	MY BUSINESS WAS TEMPORARILY SHUT DOWN DUE TO THE PANDEMIC AND HAS REOPENED AT LIMITED CAPACITY	MY BUSINESS WAS TEMPORARILY SHUT DOWN AND HAS NOT REOPENED YET	MY BUSINESS WAS TEMPORARILY SHUT DOWN, REOPENED, THEN SHUT DOWN AGAIN	MY BUSINESS HAS REMAINED OPEN THROUGHOUT THE PANDEMIC	MY BUSINESS SHUT DOWN DUE TO THE PANDEMIC AND WILL NOT REOPEN AGAIN	TOTAL
Q20: Asian American/Pacific Islander (including Japanese American, Korean American, Filipino American, Southwest Asian American, Vietnamese American, and Chinese American)	14% 8	23% 13	9% 5	2% 1	52% 29	0% 0	5% 56
Q20: Black, African or African American	8% 25	28% 84	16% 48	5% 14	41% 122	1% 2	24% 295
Q20: Hispanic, Latino	7% 8	30% 32	7% 7	4% 4	52% 56	0% 0	9% 107
Q20: Native American or Alaska Native	6% 2	28% 9	13% 4	6% 2	47% 15	0% 0	3% 32
Q20: White or Caucasian	9% 61	17% 121	6% 45	2% 13	65% 457	0% 2	56% 699
Q20: Multi-racial	14% 5	26% 9	11% 4	6% 2	40% 14	3% 1	3% 35
Q20: Other/Prefer not to answer	7% 7	28% 29	8% 8	1% 1	57% 59	0% 0	8% 104
Total Respondents	106	270	109	32	718	5	1,240

Q3: Since the start of the pandemic, have you had to do any of the following when it comes to your employees? (Check all that apply)

	LAY OFF STAFF PERMANENTLY	FURLOUGH STAFF FOR SHORT PERIODS OF TIME	CUT BACK ON EMPLOYEE SHIFTS/HOURS	CUT BACK ON EMPLOYEE PAY/SALARIES	NONE OF THE ABOVE	TOTAL
Q20: Asian American/Pacific Islander (including Japanese American, Korean American, Filipino American, Southwest Asian American, Vietnamese American, and Chinese American)	21% 12	29% 16	41% 23	30% 17	34% 19	7% 87
Q20: Black, African or African American	17% 49	18% 52	39% 115	29% 86	36% 106	33% 408
Q20: Hispanic, Latino	25% 27	23% 25	33% 35	30% 32	35% 37	13% 156
Q20: Native American or Alaska Native	25% 8	34% 11	41% 13	38% 12	31% 10	4% 54
Q20: White or Caucasian	17% 117	22% 157	31% 214	17% 117	44% 309	74% 914
Q20: Multi-racial	20% 7	26% 9	40% 14	40% 14	37% 13	5% 57
Q20: Other/Prefer not to answer	17% 18	22% 23	35% 36	22% 23	42% 44	12% 144
Total Respondents	222	275	418	272	499	1,240

Q4: Has the number of people your business employs changed as a result of the pandemic?

	YES, INCREASED	YES, DECREASED	NO CHANGE	TOTAL
Q20: Asian American/Pacific Islander (including Japanese American, Korean American, Filipino American, Southwest Asian American, Vietnamese American, and Chinese American)	5% 3	39% 22	55% 31	5% 56
Q20: Black, African or African American	11% 31	47% 140	42% 124	24% 295
Q20: Hispanic, Latino	8% 9	43% 46	49% 52	9% 107
Q20: Native American or Alaska Native	0% 0	50% 16	50% 16	3% 32
Q20: White or Caucasian	6% 43	37% 258	57% 398	56% 699
Q20: Multi-racial	11% 4	40% 14	49% 17	3% 35
Q20: Other/Prefer not to answer	4% 4	31% 32	65% 68	8% 104
Total Respondents	86	499	655	1,240

Q5: How long can your business continue to operate if you do not receive any additional relief in the near future?

	LESS THAN A WEEK	LESS THAN A MONTH	A FEW MONTHS OR LESS	LESS THAN A YEAR	MORE THAN A YEAR	TOTAL
Q20: Asian American/Pacific Islander (including Japanese American, Korean American, Filipino American, Southwest Asian American, Vietnamese American, and Chinese American)	0% 0	5% 3	46% 26	29% 16	20% 11	5% 56
Q20: Black, African or African American	6% 18	12% 35	33% 98	29% 85	20% 59	24% 295
Q20: Hispanic, Latino	3% 3	8% 9	31% 33	37% 40	21% 22	9% 107
Q20: Native American or Alaska Native	0% 0	13% 4	31% 10	25% 8	31% 10	3% 32
Q20: White or Caucasian	1% 10	6% 40	20% 138	29% 202	44% 309	56% 699
Q20: Multi-racial	11% 4	11% 4	20% 7	26% 9	31% 11	3% 35
Q20: Other/Prefer not to answer	2% 2	2% 2	29% 30	29% 30	38% 40	8% 104
Total Respondents	37	83	312	371	437	1,240

Q12: Do you think an additional round of PPP is needed?

	YES	NO	TOTAL
Q20: Asian American/Pacific Islander (including Japanese American, Korean American, Filipino American, Southwest Asian American, Vietnamese American, and Chinese American)	86% 48	14% 8	5% 56
Q20: Black, African or African American	94% 276	6% 19	24% 295
Q20: Hispanic, Latino	89% 95	11% 12	9% 107
Q20: Native American or Alaska Native	84% 27	16% 5	3% 32
Q20: White or Caucasian	75% 527	25% 172	56% 699
Q20: Multi-racial	83% 29	17% 6	3% 35
Q20: Other/Prefer not to answer	61% 63	39% 41	8% 104
Total Respondents	988	252	1,240

SURVEY METHODOLOGY

1241

Total Responses

Methodology:

Survey Monkey survey of Small Business for America's Future small business network

Fielded February 13-18, 2021