

Outdoor Recreation Satellite Account (ORSA)

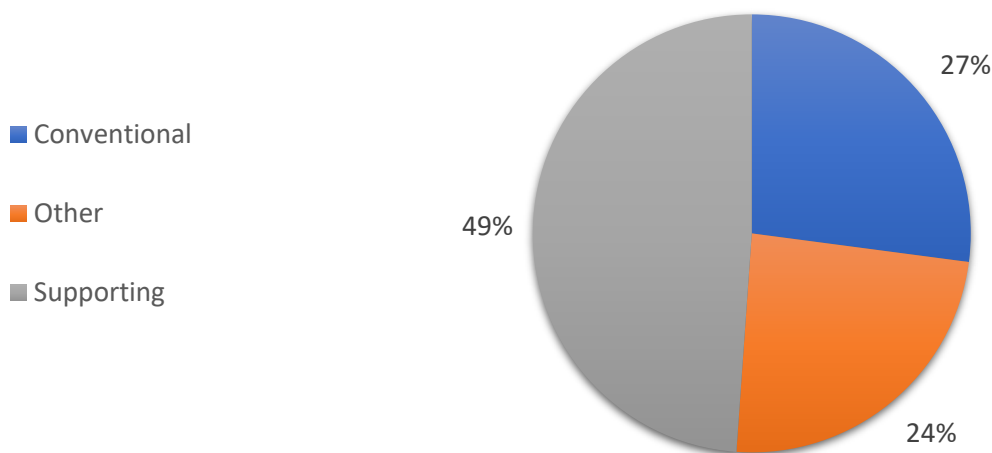


2022—Florida

Value added [gross domestic product]		Employment		Compensation	
ORSA total	Share of state	ORSA total	Share of state	ORSA total	Share of state
\$52.4 billion	3.6%	465,853 jobs	4.8%	\$26.5 billion	3.5%

Value Added by Select ORSA Activity [Thousands of dollars]				
Activity	2020	2021	2022	State rank
Boating / fishing	4,468,246	4,295,898	4,448,803	1
RVing	1,227,471	2,113,810	2,298,710	4
Hunting / shooting / trapping	506,650	553,497	576,959	3
Motorcycling / ATVing	306,192	487,366	535,579	6
Equestrian	291,298	266,592	288,225	3
Climbing / hiking / tent camping	240,869	241,182	287,614	4
Recreational flying	86,036	97,527	193,980	4
Bicycling	159,718	184,669	179,166	3
Snow activities	94,760	114,766	156,030	13

Value-Added Composition of Outdoor Recreation Activities



Conventional ORSA activities include traditional outdoor activities, such as camping, hiking, boating, and hunting.

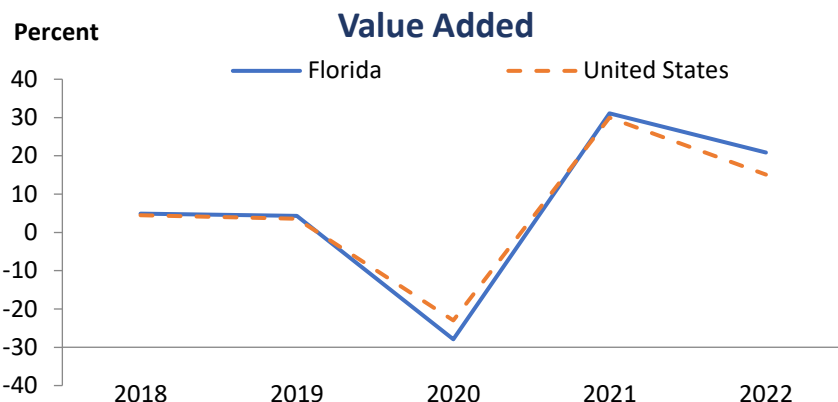
Other ORSA activities include those that take place outside, such as gardening and outdoor concerts.

Supporting ORSA activities are those that contribute to the core activities and include such things as construction, travel and tourism, local trips, and government expenditures.

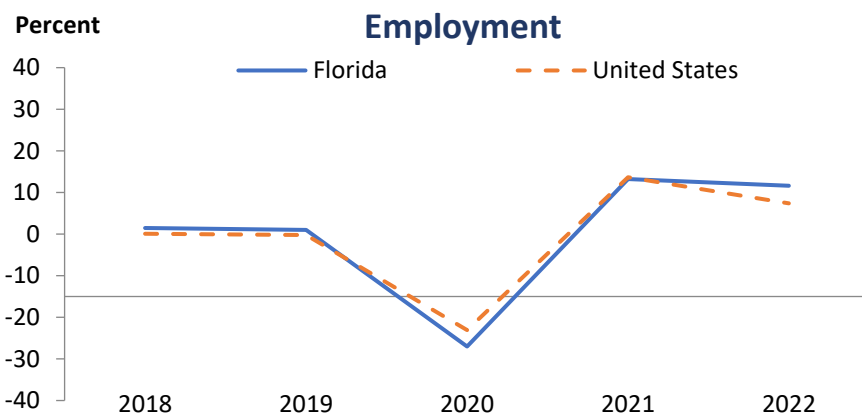
Outdoor Recreation Satellite Account (ORSA)



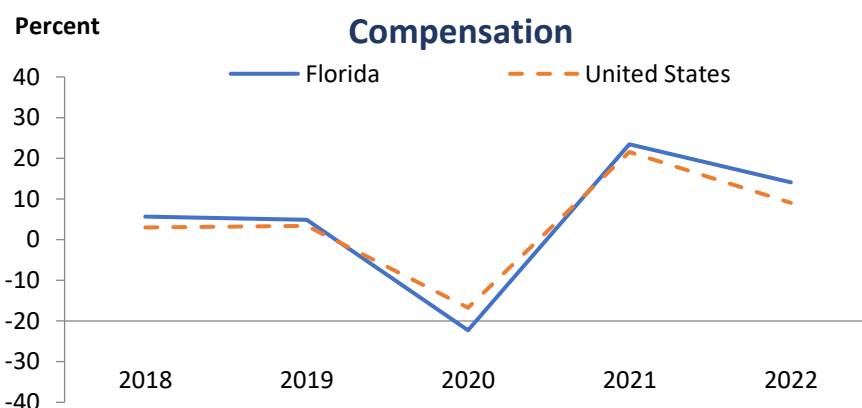
In 2022, Florida ranked 2nd among all states in ORSA value added and 4th among all states in ORSA value-added growth. Since 2021, ORSA value added has grown 20.8 percent in Florida, compared with an increase of 15.1 percent for the United States.



In 2022, Florida ranked 2nd among all states in ORSA employment and 4th among all states in ORSA employment growth. Since 2021, ORSA employment has grown 11.6 percent in Florida, compared with an increase of 7.4 percent for the United States.



In 2022, Florida ranked 2nd among all states in ORSA compensation and 4th among all states in ORSA compensation growth. Since 2021, ORSA compensation has grown 14.1 percent in Florida, compared with an increase of 9.1 percent for the United States. Average compensation per wage-and-salary job in Florida ORSA industries was \$56,817 in 2022, compared with \$77,819 for all salaried jobs in the state.



ORSA value added consists of the gross output of an industry less its intermediate inputs; the contribution of an industry to gross domestic product.

ORSA employment consists of all wage-and-salary jobs in which workers are engaged in the production of ORSA goods and services.

ORSA compensation consists of the remuneration (including wages and salaries as well as benefits, such as employer contributions to pension and health funds) payable to employees in return for their ORSA work during a given year.