

Outdoor Recreation Satellite Account (ORSA)

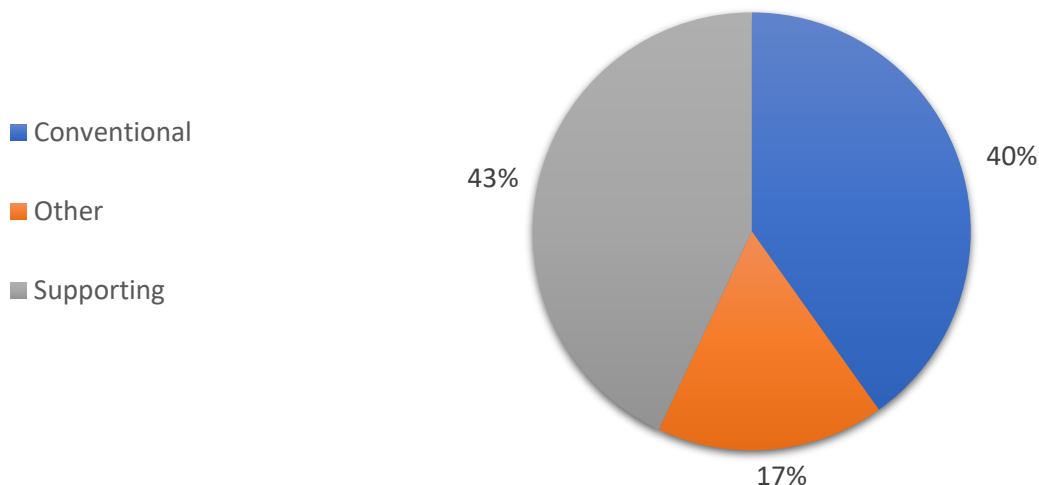


2022—South Carolina

Value added [gross domestic product]		Employment		Compensation	
ORSA total	Share of state	ORSA total	Share of state	ORSA total	Share of state
\$7.6 billion	2.6%	85,245 jobs	3.7%	\$3.7 billion	2.3%

Value Added by Select ORSA Activity [Thousands of dollars]				
Activity	2020	2021	2022	State rank
Boating / fishing	767,781	797,625	818,996	13
RVing	452,035	626,140	627,483	16
Hunting / shooting / trapping	234,129	254,912	271,511	14
Motorcycling / ATVing	86,743	127,873	142,020	23
Climbing / hiking / tent camping	94,077	93,970	109,119	21
Snow activities	33,623	25,655	56,279	29
Equestrian	82,370	54,099	53,262	37
Recreational flying	14,618	17,127	28,356	33
Bicycling	17,404	19,098	18,503	26

Value-Added Composition of Outdoor Recreation Activities



Conventional ORSA activities include traditional outdoor activities, such as camping, hiking, boating, and hunting.

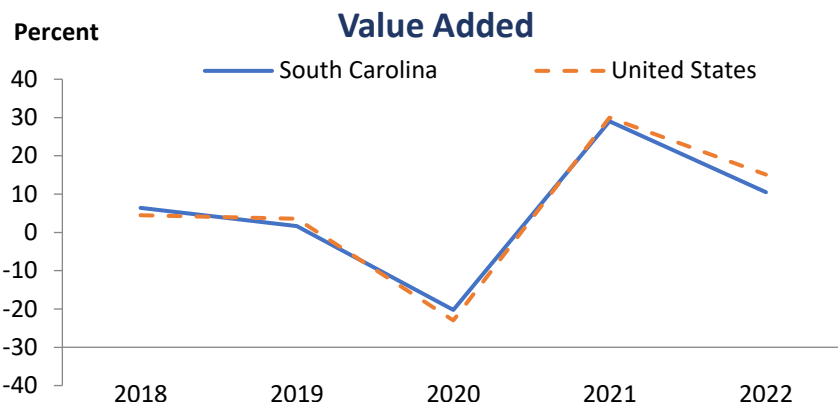
Other ORSA activities include those that take place outside, such as gardening and outdoor concerts.

Supporting ORSA activities are those that contribute to the core activities and include such things as construction, travel and tourism, local trips, and government expenditures.

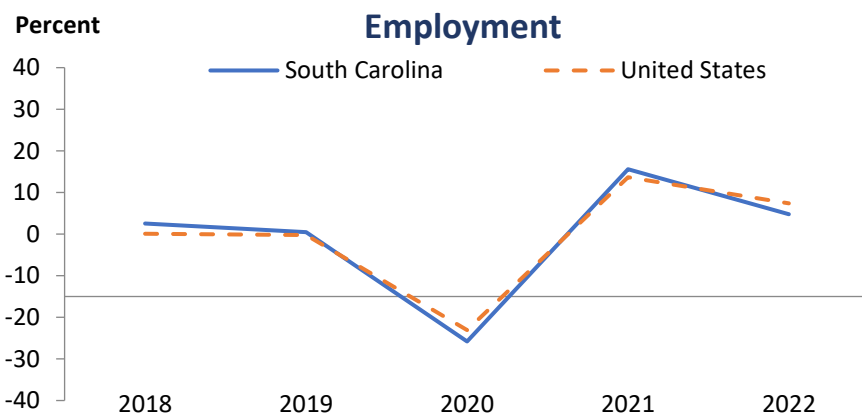
Outdoor Recreation Satellite Account (ORSA)



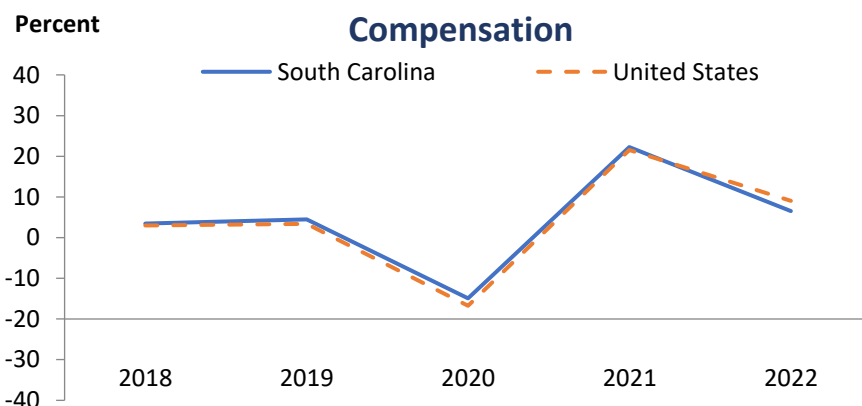
In 2022, South Carolina ranked 25th among all states in ORSA value added and 40th among all states in ORSA value-added growth. Since 2021, ORSA value added has grown 10.5 percent in South Carolina, compared with an increase of 15.1 percent for the United States.



In 2022, South Carolina ranked 22nd among all states in ORSA employment and 41st among all states in ORSA employment growth. Since 2021, ORSA employment has grown 4.8 percent in South Carolina, compared with an increase of 7.4 percent for the United States.



In 2022, South Carolina ranked 24th among all states in ORSA compensation and 36th among all states in ORSA compensation growth. Since 2021, ORSA compensation has grown 6.5 percent in South Carolina, compared with an increase of 9.1 percent for the United States. Average compensation per wage-and-salary job in South Carolina ORSA industries was \$43,585 in 2022, compared with \$69,484 for all salaried jobs in the state.



ORSA value added consists of the gross output of an industry less its intermediate inputs; the contribution of an industry to gross domestic product.

ORSA employment consists of all wage-and-salary jobs in which workers are engaged in the production of ORSA goods and services.

ORSA compensation consists of the remuneration (including wages and salaries as well as benefits, such as employer contributions to pension and health funds) payable to employees in return for their ORSA work during a given year.