



OFFICIAL MATCHBOOK


PRESENTED BY
FEDERAL 


2022


SIGSAUER

Lena



 [Lena_Miculek](#)

 [ProLenaMiculek](#)

 [LenaMiculek](#)



By Sherwyn Greenfield, RD7
USPSA President
president@uspsa.org



WELCOME

Welcome to the **2022 SIG Sauer Carry Optics National Championship** presented by Federal. Match Directors Jake Martens and Shannon Smith, Range Master Troy McManus, assisted by a long list of volunteers are going to test your skills with a variety of challenges. You will be using all your abilities as you compete against the best in USPSA striving to be our new National Champions. USPSA and our staff, CMP Talladega Marksmanship Park and their staff are here to ensure that you enjoy your Nationals Match experience. Please thank our volunteers for all they do and let our sponsors know how much you appreciate their support of our sport.

Thanks for joining us and hope to see you on the range.

Sherwyn Greenfield
USPSA President

MATCH SHIRTS

Official match shirts can be ordered directly from **Techwear USA**
(<https://uspsa.to/COJERSEY>).



WELCOME
2022 USPSA CARRY OPTICS NATIONALS



FEDERAL PRESENTS

2022 SIG SAUER / USPSA

CARRY OPTICS NATIONALS CHAMPIONSHIP

CMP TALLADEGA MARKSMANSHIP PARK | TALLADEGA, ALABAMA

5.....Event Schedule	15 Range Diagram
7..... Sponsors	16Stage Breakdown
9..... Match Briefing	18-46Nationals Stages
12Range Facilities	47Squad Matrix
13Directions	50Ammunition Shipping

THINK FAST

SPEED IS EVERYTHING



CASEY REED

USPSA Grand Master

USPSA 2018 National Champion



Cleaner burning
propellant



Less
muzzle rise



Eliminates
fouling



Better
knockdowns

Fly through stages with Syntech Action Pistol.

With less muzzle flip for faster follow-up shots and a bullet profile that transfers more knockdown to steel targets, Syntech Action Pistol® is built for speed. The polymer-encapsulated bullet eliminates metal fouling, and the Catalyst lead-free primer deals out the most consistent ignition in competition. Meets major or minor power factor requirements.



FEDERAL 

BUY NOW AT
federalpremium.com

©2021 Federal® Ammunition



Official ammunition of the USPSA;
all Syntech Action Pistol loads
are included in the
USPSA Certified Match Ammo program.

USPSA CARRY OPTIC NATIONALS EVENT SCHEDULE

All competitors must have a current CMP Talladega Marksmanship Park Range Safety Card on them to compete in the match. If you do not have a current Range Safety Card you will have to watch the video and complete the CMP Marksmanship Park waiver in the clubhouse before going to the match.

! Registration for the Nationals will be in the CMP Clubhouse.

Competitors need to report to their first stage prior to the start of first shots at 9:00am, but not before coming to the CMP Marksmanship Park clubhouse first to:

- Register for the Match
- Ensure that they have a current CMP Marksmanship Park Range Safety Card
- Complete the USPSA Equipment Survey and Waiver (*This needs to be completed before arrival to the range*).

SIDE MATCHES

There will be two side matches available to participate in. The Side Matches will be in Bay A5 along with the Vendor Area and Demo Bay. The Side Matches are included as a stop in the schedule. See the Squad Schedule for times.

Awards Ceremony and banquet will be held at the International Motorsports Hall Of Fame approximately one hour after last shots fired, prize table by order of finish following awards. Food service starts approximately at 6:30pm.

SEPTEMBER 7TH | WEDNESDAY

- Staff Meeting 7:45am in the CMP Marksmanship Club House
- Staff Match 9:00am

SEPTEMBER 8TH | THURSDAY

- Staff Match 9:00am
- Registration Opens for regular competition 1:00 – 5:30pm
- Range Closes at 6:00pm

COMPETITION

SEPTEMBER 9TH | FRIDAY

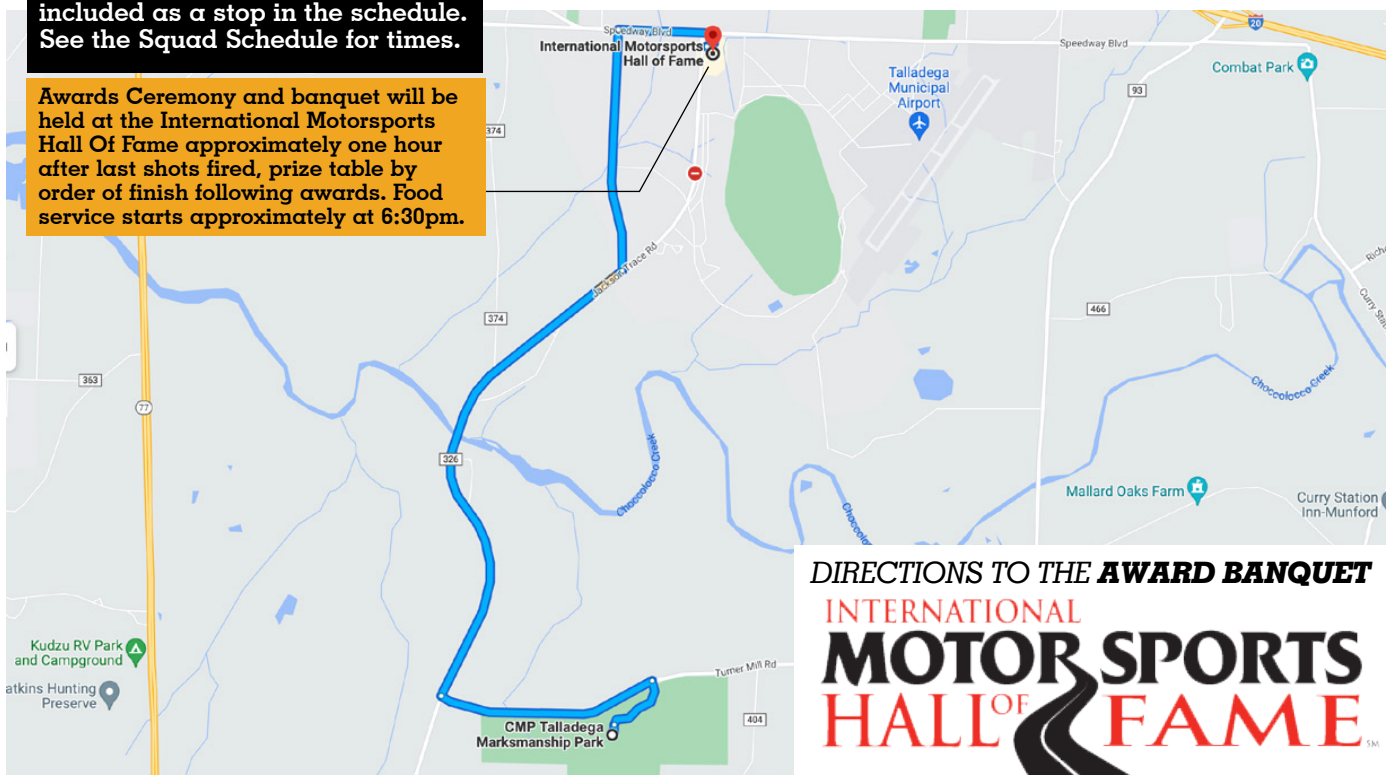
- Registration is open from 8:00am till 1:00pm
- Competition AM Squads 9:00-12:45
- Lunch 12:45-1:30
- Competition PM Squads 1:45-5:30
- Range Closes at 6:00pm
- **Competitors are expected to be on the bay they start on and ready to go 10 minutes before their start time.**

SEPTEMBER 10TH | SATURDAY


- Competition AM Squads 9:00-12:45
- Lunch 12:45-1:30
- Competition PM Squads 1:45-5:30
- Range Closes at 6:00pm
- **Competitors are expected to be on the bay they start on and ready to go 10 minutes before their start time.**
- **BOARD OF DIRECTORS MEMBERSHIP MEETING CMP CLUBHOUSE 7:00PM**

SEPTEMBER 11TH | SUNDAY

- Competition AM Squads 9:00-12:45
- Lunch 12:45-1:30
- Competition PM Squads 1:45-5:30
- **Competitors are expected to be on the bay they start on and ready to go 10 minutes before their start time.**




DIRECTIONS TO THE AWARD BANQUET
INTERNATIONAL
MOTORSPORTS
HALL OF FAME



Hunters HD Gold



They CHANGE So You Don't Have To TM



Hunters HD Ruby



@HuntersHDGold

USPSA CARRY OPTICS NATIONALS **SPONSORS**

Title Sponsor

SIGSAUER®

Presenting Sponsor

FEDERAL

The 2022 Optics Sponsor
of USPSA Nationals

VORTEX OPTICS

Official Apparel

TECHWEAR USA

Official Cleaning Products

HOPPE'S

Official Chrono Sponsor

CED

Official Eyewear

HUNTERS HD GOLD

DONOR SPONSOR

TACHYON INC.

**SIDE MATCHES
SPONSORED BY**

BERETTA

HENNING GROUP

STAGE SPONSOR

VORTEX

KKM PRECISION

THE BLUE BULLETS

ERGO

ELEY

BERRY'S MANUFACTURING

HUNTERS HD GOLD

VIRIDIAN WEAPON TECH

RED HILL TACTICAL

SPEED BEEZ

GRAYGUNS

GOLD SPONSOR

SHADOW SYSTEMS

WARNE

HOGUE INC

GLOCK, INC.

MARK 7 RELOADING

WALTHER ARMS, INC.

HENNING GROUP

SWAB-ITS

IMPERIUM ROOTS

CARVER CUSTOM, INC.

IWI US

SILVER SPONSOR

EVOLUTION GUN WORKS

GX PRODUCTS, LLC

ISOTUNES SPORT

C-MORE SYSTEMS

GRIZZLY EARS

BUTLER CREEK/CHAMPION



Bullets

**Sixty Years of
Superior Products**

(800) 269-7373



USPSA CARRY OPTICS NATIONALS MATCH BRIEFING

THESE POLICIES ARE JUST AS IMPORTANT AS THE RULES. YOU ARE EXPECTED TO READ AND UNDERSTAND ALL THE CONTENTS OF THIS MATCH PUBLICATION.

! All competitors must have a current CMP Talladega Marksmanship Park Range Safety Card on display at all times on the range in order to compete in the match. You will be provided a badge id holder and the card must be visible. This includes all spectators at the range. If you do not have a current Range Safety Card you will have to watch the video and complete the CMP Marksmanship Park waiver in the clubhouse before going to the match. Registration for Carry Optics Nationals will be in the CMP Clubhouse.

Competitors need to report to their first stage prior to the start of first shots at 9:00am, but not before coming to the CMP Marksmanship Park clubhouse first to:

- Register for the Match
- Ensure that they have a current CMP Marksmanship Park Range Safety Card
- Complete the USPSA Equipment Survey and Waiver
(This needs to be completed before arrival to the range)

COLD RANGE: The CMP Marksmanship Park is a cold range. Firearms will not be handled anywhere on the range except in designated safety areas or under the direct supervision of match staff. Handling firearms in parking areas is unsafe gun handling.

SAFETY AREAS: The range is equipped with a number of safety areas to bag and holster guns, for dry fire practice and gun repair, etc. No ammunition may be handled in any safety area.

PARKING AREA: Competitor parking area is designated on the map. Competitors are not allowed to park across the bridge area or next to the bays.

RULES: The match rules are found in the current edition of the USPSA Competition Rules.

OBEY YOUR ROs: Range officers are here to assist you in completing a safe shooting contest. Please comply with their requests. Please bring any issues to the attention of one of the Range Masters.

SET STEEL AND TAPE TARGETS: Competitors are expected to stay together as a squad to tape, set steel, and help maintain efficiency on each stage.

LOST BRASS: All brass is donated to the staff.

ALCOHOL: Alcohol and recreational drugs may not be consumed anywhere on the range. Competitors violating this policy will be disqualified and asked to leave the range.

DRESS CODE: Practical shooting is a sport. The match director will be the final arbiter of dubious taste.

SCHEDULING: No competitor will compete for score on other than the scheduled dates (6.5.1). Occasionally, stages will clear squads early. If your entire squad is available and the CRO approves, the squad will be allowed to shoot ahead of schedule, but only on the scheduled date.

INSPECTION: When the entire squad is assembled, the written stage briefing will be read. This will be followed by an inspection and question period. Shooters may negotiate obstacles only during this inspection period or while the previous shooter's targets are being scored. Early inspection is permitted by the squad next scheduled to shoot a stage,



providing that the previous squad is finished, you report to the range officer prior to inspection, and time permits.

RANGE OPENING: The range is closed to all competitors prior to the scheduled start time of the staff match Sep. 7th at 9:00am. There cannot be any shots fired until 9:00am. The range will close each day at 6:00pm.

Competitors may inspect the stages when they are available, but may not activate, set, or reset any moving targets or activated props. Competitors are not allowed to inspect the stages until the range has been opened. Competitors must have a current CMP Marksmanship Park Range Safety Card on them before being allowed to go on the range.

HAZARD AREAS: Orange cones and/or safety flagging may be used to restrict certain areas of the range. For safety reasons, competitors and spectators are prohibited from going past these markers without permission.

EYE AND HEARING PROTECTION:

All competitors must wear eye and hearing protection during the course of fire. Eye protection is required to be worn by everyone while on the range. If you do not have adequate eye protection, please see the Range Master.

CHRONOGRAPH:

Competitors will report to the chronograph at the scheduled time for their squads (see squad schedule). If you fail to report to the chronograph for the scheduled test or after a random sampling, your scores will be removed from



the match (App. C2, 42).

- At the chronograph station, do not handle your gun until instructed by the CRO.
- Certified Match Ammunition (App C3) must be declared at registration, the **Certified Ammunition Declaration** completed and turned in with your eight sample rounds. Competitors declaring Certified Match Ammunition will still follow the Chronograph procedures (App. C2)

MATCH SCORING: The championship will use PractiScore. If you have scoring questions, first check your math, then take your score card copy to Stats to remedy the problem.



Rapid Relief Gel

THC Free



www.imperiumroots.com

- ✓ Ease head and neck tension
- ✓ Targets sore and achy muscles
- ✓ Helps with joint discomfort
- ✓ Contains menthol and camphor in a gel infused with capsaicin and hemp oil extract

Try our FDA Approved Rapid Relief Gel Today

Indoor Flower | Pre-rolls | Gummies | Tinctures | Vapes



Proud Sponsor of the 2022 USPSA Nationals



Quantity Discounts up to 18%!

Sponsorship Program!

Subscriptions Available!

Email sales@thebluebullets.com

for more information.

www.thebluebullets.com

USPSA CARRY OPTICS NATIONALS RANGE FACILITIES



All competitors must have a current CMP Talladega Marksmanship Park Range Safety Card on them to compete in the match. If you do not have a current Range Safety Card you will have to watch the video and complete the CMP Marksmanship Park waiver in the clubhouse before going to the match. Registration for Nationals will be in the CMP Clubhouse.

REST ROOMS: Portable toilets are located conveniently around the range.

FOOD SERVICE: Lunch will be available for purchase. Water will be provided on the bays.

CLOSED RANGE: If the range is marked closed, and a barrier is across the range road, no competitors may enter the range for any reason. We will have access to the bathrooms, registration, and ammo pickup available and clearly marked. Any competitor on a closed range will be required to leave and may be subject to disqualification. Please obey the signs.

PARKING: Parking areas will be clearly marked on the range map. Competitors may only park in the competitor areas. Lock your car and take your valuables.

PERSONAL VEHICLES: Unless you have permission from the Match Director or Range Master, you may not take any Privately Owned Vehicles onto the range. If you have a physical disability please contact the MD/RM. The CMP is offering Golf Cart rentals for competitors and are allowed on the range. Carts and wagons are allowed. If you are allowed a POV on the range, you must drive slowly and cautiously, and may not park anywhere but on the side of the range road, leaving clearance for staff vehicles at all times. Parking under the covers is not allowed. Failure to comply will result in vehicle privileges being revoked.

GUN HANDLING IN THE PARKING AREA IS PROHIBITED.

SPECTATORS: Everyone must wear eye protection while on the range and hearing protection is strongly suggested and closed toe shoes are required. Climbing on berms is not allowed. Children must be under the direct supervision of a parent. If you need eye protection, please see a Range Master. All spectators must have a current CMP Talladega

Marksmanship Park Range Safety Card on display at all times on the range in order to compete in the match. You will be provided a badge id holder and the card must be visible.

EXHIBITS/DEMO AREA: The U.S. Nationals Exhibits, featuring many different suppliers to our sport, will be in the sponsor tent at the range. Only sponsors of the U.S. National Championships are allowed display areas on the range. Please acknowledge and thank them for their generous support.

PRIZE TABLE/TROPHIES: Mock Trophies will be presented at the awards ceremony for photography opportunities and personalized trophies and medals will be shipped to recipients after the event. See schedule for times and location. Prizes will also be distributed after the awards ceremony. All prizes are distributed to competitors based on order of finish in each division.

ELIGIBILITY: The National Champion must be a U.S. citizen or a resident with a valid work permit (green card) and a current member of USPSA. Trophies/Plaques will be awarded based on the criteria in Appendix A2 of the current USPSA Competition Rules. In a National Championship, there must be at least 10 competitors in a division, 10 in a class in that division, and 5 in a category in that division for recognition. You must be a current USPSA member before the commencement of the match in order to compete.



DIRECTIONS

TO CMP TALLADEGA MARKSMANSHIP PARK



CMP TALLADEGA MARKSMANSHIP PARK

4387 TURNER MILL ROAD TALLADEGA, AL 35160

PARK FRONT DESK/INFORMATION (256) 474-4408



EYES SEE GREEN BETTER.

INTRODUCING
RFX
GREEN DOT REFLEX SIGHTS

*Did you know the color green is the most visible to the human eye?
That's why Viridian's RFX Green Dot Reflex Sights are the most
effective and accurate aiming devices ever made.*

SCAN TO VIEW THE ENTIRE LINE
OF GREEN DOT OPTICS

OR VISIT [VIRIDIANWEAPONTECH.COM/RFX](https://www.viridianweapontechnology.com/rfx)
TO LEARN MORE

VIRIDIAN
WEAPON TECHNOLOGIES



CED **M2** CHRONOGRAPH USPSA NATIONALS **OFFICIAL CHRONO**

 **COMPETITIVE
EDGE DYNAMICS**

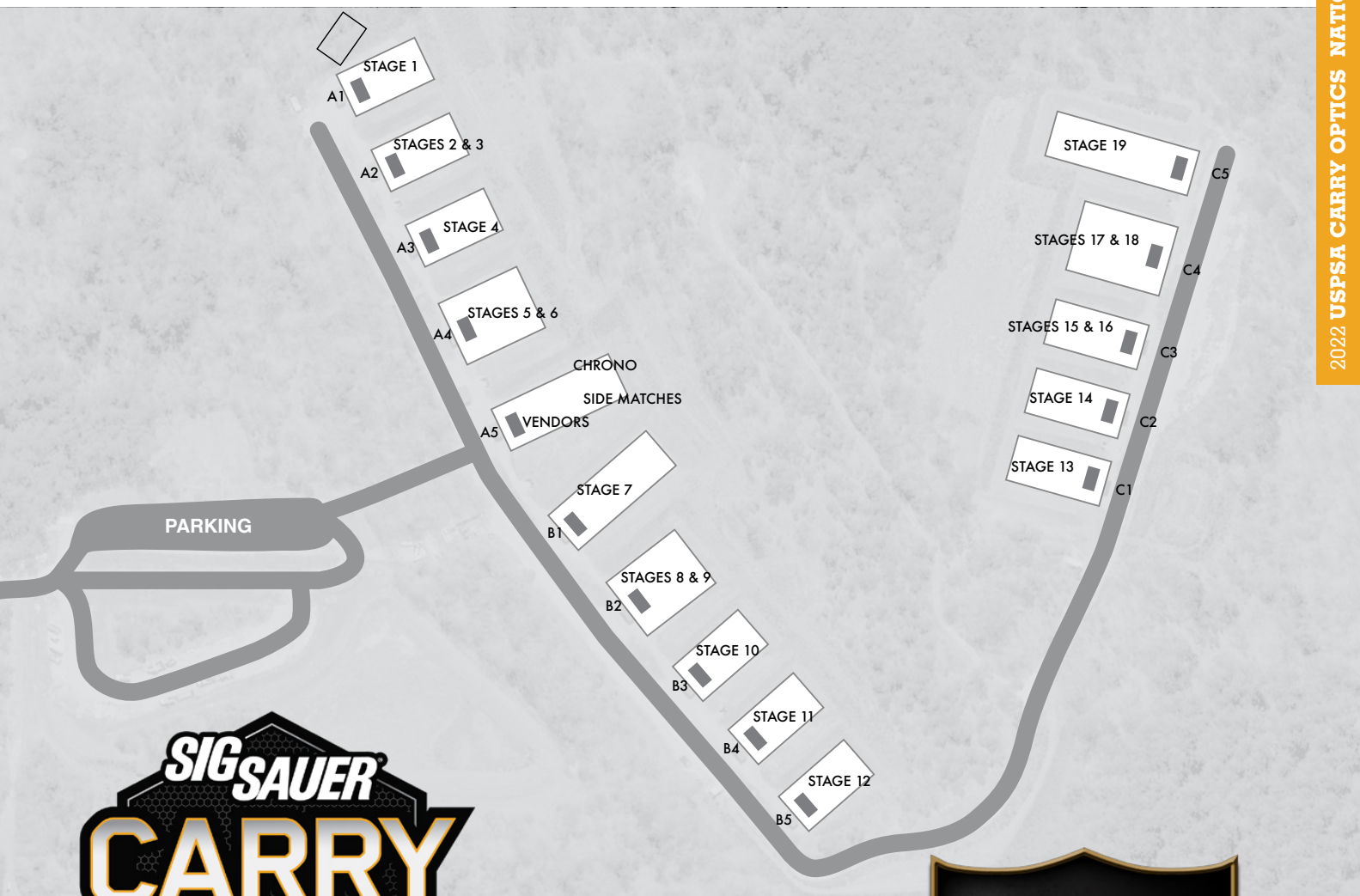
WWW.CEDHK.COM

USPSA CARRY OPTICS NATIONALS **RANGE DIAGRAM**



RANGE DIAGRAM

2022 USPSA CARRY OPTICS NATIONALS



MATCH SHIRTS

Official match shirts can be ordered directly from **Techwear USA**
(<https://uspsa.to/COJERSEY>).



ZONE 1

Stage	Bay	Name	Scoring	Rounds	Targets
1	A1	SIG-cess	Virginia Count	24	USPSA
2	A2 Left Side	I SIG-lute You	Virginia Count	7	IPSC
3	A2 Right Side	SIG'O the Times	Comstock	22	USPSA
4	A3	The SAUER Patch	Comstock	24	Poppers
5	A4 Left Side	SIG Happens	Comstock	16	IPSC
6	A4 Right Side	Your SIG'ness	Comstock	14	USPSA
CHRONO BAY	A5	CHRONO		8	
Total Rounds				115	

ZONE 2

Stage	Bay	Name	Scoring	Rounds	Targets
7	B1	SIG Up & Take Notice	Comstock	29	IPSC
8	B2 Left Side	SIGGY Stardust	Comstock	16	USPSA
9	B2 Right Side	It's a SIG'ness	Fixed Time	10	USPSA
10	B3	SIG'nificant Advantage	Comstock	30	USPSA
11	B4	SIG on the Dotted Line	Comstock	25	USPSA
12	B5	I Can SIG Clearly Now	Comstock	23	USPSA
Total Rounds				133	

ZONE 3

Stage	Bay	Name	Scoring	Rounds	Targets
13	C1	1,2,3 SIGs You're Out	Comstock	26	IPSC
14	C2	Here's Your SIG	Comstock	32	USPSA
15	C3 Left Side	Get SIGGY With It	Virginia Count	16	USPSA
16	C3 Right Side	Tell Tale SIG	Comstock	22	USPSA
17	C4 Left Side	SIG Language	Comstock	12	IPSC
18	C4 Right Side	Do You Even SIG?	Comstock	8	USPSA
19	C5	Want Some SAUER on Your SIG?	Comstock	32	USPSA
Total Rounds				148	

RED DOT DOVETAIL MOUNTING PLATE

- Rugged One Piece Design
- Aircraft Grade 7075 T6 Aluminum
- Type III Hardcoat Anodized
- Mounting Hardware Included

APPLICATIONS

Vortex Viper / Venom
Trijicon RMR
Leupold DeltaPoint Pro
Vortex Razor

Options available for:

1911s	Kimber
CZ	Sig Sauer
FNH	Smith & Wesson
Glock	Springfield
H&K	Walther
	and more!

Effortlessly convert your pistol from iron sights to a user friendly red dot. Mounting options are available for the most popular red dot platforms and handgun brands.

Contact Us:
 (215) 538-1012
Info@egwguns.com

SKU: 49313
 Vortex Viper / Venom
 Mount for Glock

EGW

PRECISION MANUFACTURING

KKM

PRECISION

KKMPRECISION.COM

[STAGE 1]

SIG-cess

stage sponsored by

SIGSAUER®

STARTING POSITION:

Anywhere in the shooting area, wrists below belt, handgun loaded and holstered for both strings.


STAGE PROCEDURE:

String 1: Upon audible start signal engage each target with only one round each, perform a mandatory reload and engage each target with only one round each Strong Hand Only.

String 2: Upon audible start signal engage each target with only one round each, perform a mandatory reload and engage each target with only one round each Weak Hand Only.

SCORING: Virginia Count

TARGETS: 6 USPSA | **ROUNDS:** 24



[STAGE 2]

I SIG-lute You

stage sponsored by
FEDERAL 

STARTING POSITION:


In shooting area, wrists below belt, handgun loaded and holstered.

STAGE PROCEDURE:

Upon audible start signal, engage T1 and T3 with only two rounds each and T2 with only 3 rounds from within the shooting area. Pressure pad activates T2 which is a disappearing target.

SCORING: Virginia Count Speed Shoot

TARGETS: 3 IPSC | **ROUNDS:** 7





MADE IN THE
USA

MOUNTS
RINGS
BASES
HANDGUN
HOLSTERS
MAGAZINE
EXTENSIONS

PRECISION SHOOTING
ACCESSORIES

PROUD
2022
SPONSOR





WARNE
CONFIDENCE IN EVERY SHOT.
WARNESCOPEMOUNTS.COM

INTRODUCING
WRAPTER
ADHESIVE FIREARM GRIPS



RENOWNED HOGUE RUBBER FEEL
STREAMLINED FIT
SUPER THIN PROFILE
SIG SAUER AND GLOCK MODELS

HOGUE

HOGUEINC.COM // 1.800.438.4747
P.O. BOX, 91360 HENDERSON, NV 89009 USA



[STAGE 3]

SIG'O the Times

stage sponsored by

FEDERAL 

STARTING POSITION:


Anywhere in the shooting area, wrists above respective shoulders, handgun is unloaded on barrel facing generally downrange, not propped.

STAGE PROCEDURE:

Upon audible start signal, engage targets from within the shooting area. Popper 3 activates T8 which remains visible at rest.

SCORING: Comstock

TARGETS: 9 USPSA, 4 Poppers | **ROUNDS:** 22





Swab/its®
Firearm Cleaning Products

Clean your Firearms...
SAFE EASY FUN

Bore-tips®
Gun-tips®
Bore-Whips™
Bore-Sticks™
Star Chamber Cleaning Foam Swabs™
Bore-tips®

www.swab-its.com

Swab-Its, Bore-tips, and Gun-tips are registered trademarks of Super Brush LLC
Bore-Whips, Bore-Sticks, and Star Chamber Cleaning Foam Swabs are trademarks of Super Brush LLC

AW-0378A



TECHWEAR USA™

PROUD TO BE YOUR HOME FOR OFFICIAL

USPSA

Sublimated Apparel,
Screen Printed and Embroidered
Lifestyle Gear

All Done in Our State of the Art
Long Island, NY Facility

TECHWEARUSA.COM
SALES@TECHWEARUSA.COM
631-750-6424



[STAGE 4]

The SAUER Patch

stage sponsored by



STARTING POSITION:


Anywhere in the shooting area, wrists below belt, handgun is loaded and holstered.

STAGE PROCEDURE:

Upon audible start signal, engage targets from within the shooting area.

SCORING: Comstock

TARGETS: 24 Poppers | **ROUNDS:** 24



[STAGE 5]

SIG Happens

stage sponsored by



STARTING POSITION:


Feet on marks, wrists above respective shoulders, handgun unloaded on barrel, not propped, muzzle pointed generally downrange.

STAGE PROCEDURE:

Upon audible start signal engage targets from within the shooting area.

SCORING: Comstock

TARGETS: 8 IPSC | **ROUNDS:** 16



[STAGE 6]

Your SIG'ness

stage sponsored by



STARTING POSITION:

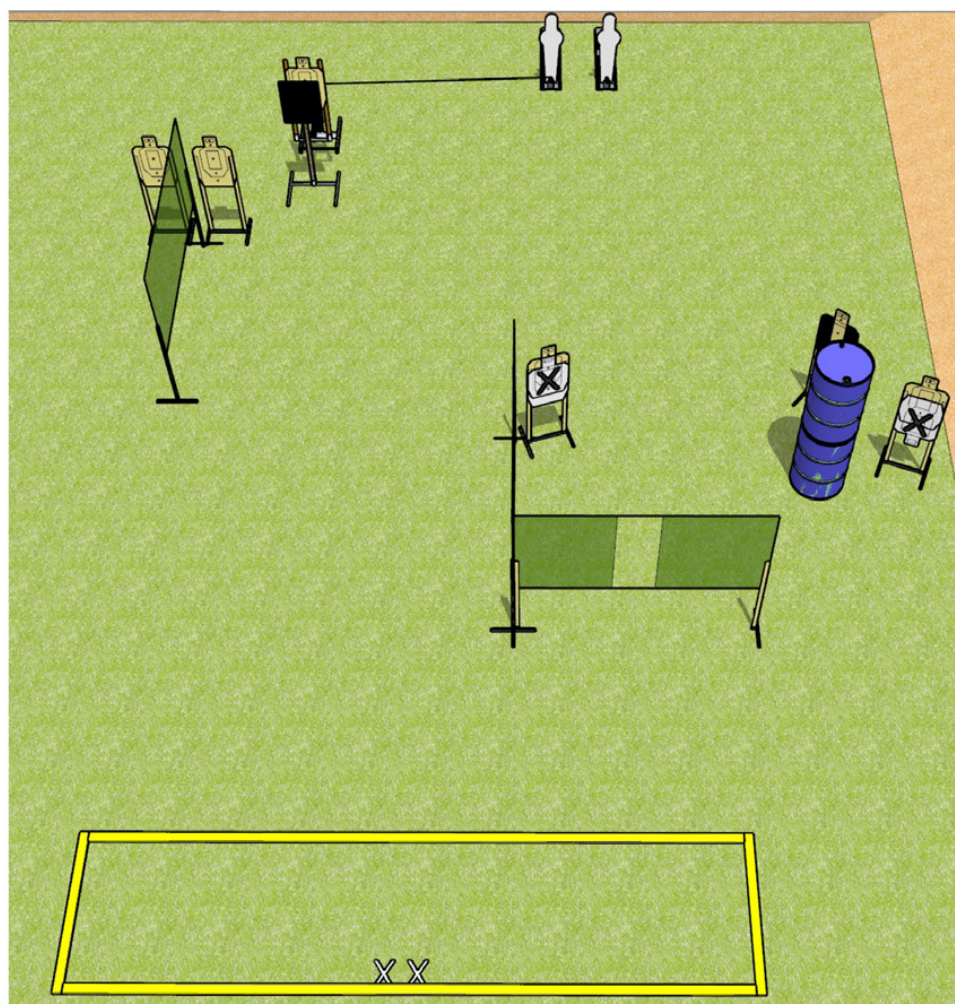
Feet on marks, wrists below belt, handgun loaded and holstered.

STAGE PROCEDURE:

Upon audible start signal engage targets from within the shooting area. P1 activates T3 which remains visible at rest.

SCORING: Comstock

TARGETS: 6 USPSA, 2 Poppers | **ROUNDS:** 14





UNRIVALED
AUDIO PROCESSING
ALL DAY
COMFORT



VANQUISH™ PRO ELITE
ELECTRONIC HEARING PROTECTION

- Ultra-fast reaction time of less than 1 millisecond
- First hearing protection in shooting sports that offers Active Noise Cancellation
- Omni-directional microphones, HD speakers and available with Bluetooth®



SEE ALL VANQUISH MODELS AND COLORS AT [CHAMPIONTARGET.COM/VANQUISH](https://championtarget.com/vanquish)

[STAGE 7]

SIG Up & Take Notice

stage sponsored by



STARTING POSITION:


Straddling start stick, wrists below belt, handgun loaded and holstered.

STAGE PROCEDURE:

Upon audible start signal, engage targets from within the shooting area. P6 activates T8 which remains visible at rest.

SCORING: Comstock

TARGETS: 11 IPSC, 7 Poppers | **ROUNDS:** 29



[STAGE 8]

SIGGY Stardust

stage sponsored by



STARTING POSITION:


Completely outside of the shooting area, heels on marks, wrists below belt, handgun loaded and holstered.

STAGE PROCEDURE:

Upon audible start signal, engage targets from within the shooting area.

SCORING: Comstock

TARGETS: 6 USPSA, 4 Poppers | **ROUNDS:** 16



SHADOW

S Y S T E M S

DR920



XR920



APPROVED FOR PRODUCTION AND CARRY OPTICS

Proud Sponsor of All 2022 National Level Matches

Explore the full lineup at SHADOWSYSTEMSCORP.COM



[STAGE 9]

It's a SIG'ness

stage sponsored by



STARTING POSITION:

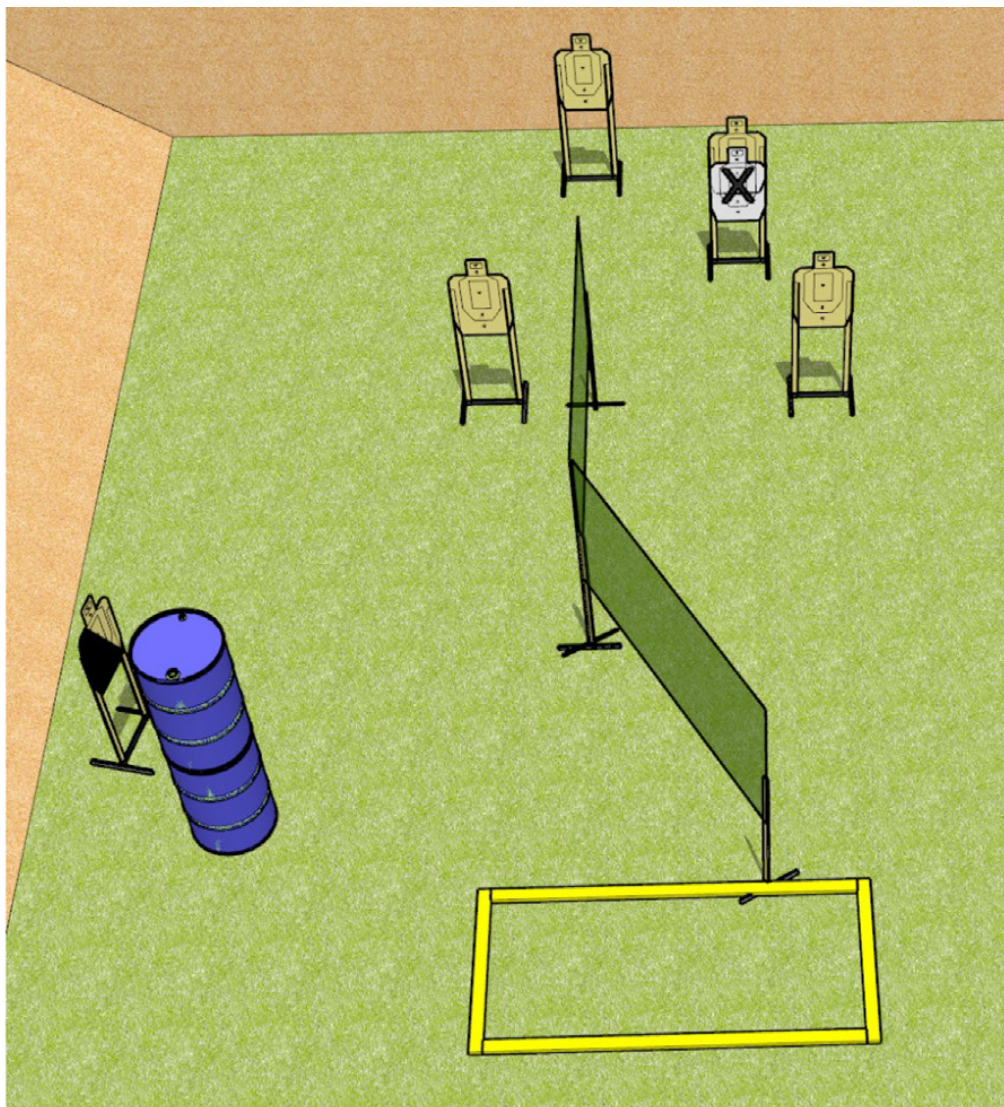
Anywhere in the shooting area, wrists below belt, handgun loaded and holstered.

STAGE PROCEDURE:

Upon audible start signal, engage targets from within the shooting area.

SCORING: Fixed Time

TARGETS: 5 USPSA | **ROUNDS:** 10



HOPPE'S® GO AHEAD. BRING THE HEAT.



After more than 100 years of success, we're bringing our heritage forward. Introducing Hoppe's Black, a new formula for any firearm, but designed with MSRs in mind. Only Hoppe's Black is capable of withstanding temperatures from -65°F to 540°F in high capacity situations.

FIND IT AT HOPPES.COM

OFFICIAL CLEANING PRODUCT OF THE:



SUPERIOR SAFETY. ABSOLUTE ACCURACY. YOU CHOOSE THE RECOIL!



Introducing ELEY's six competition rounds. Specifically designed and manufactured here in the United States for Practical Pistol and Pistol Calibre Carbine (PCC) disciplines.

More Information visit: www.killoughshootingsports.com



KILLOUGH
SHOOTING SPORTS

[STAGE 10]

SIG'nificant Advantage

stage sponsored by



STARTING POSITION:

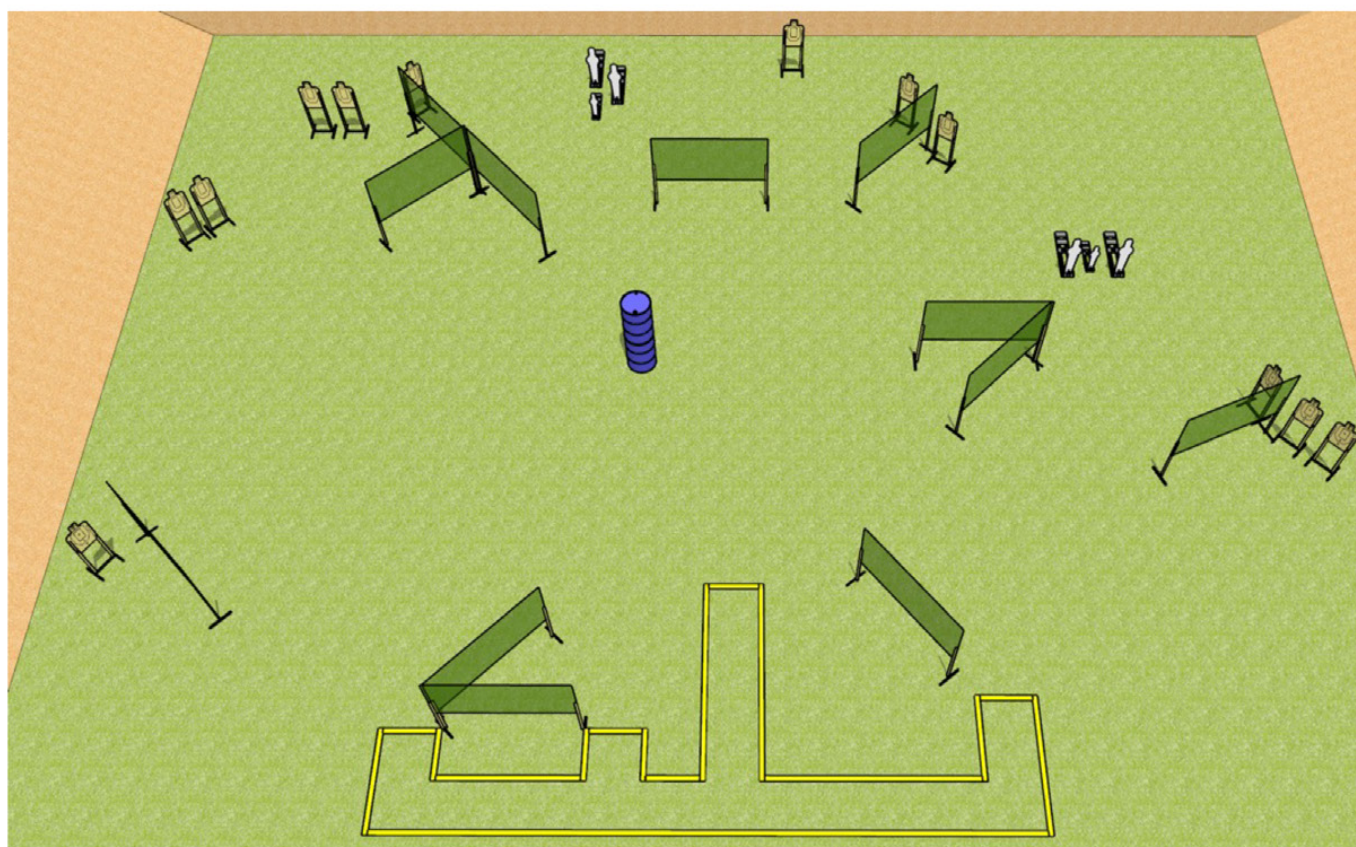
Anywhere in the shooting area, wrists below belt, handgun loaded and holstered.

STAGE PROCEDURE:

Upon audible start signal, engage targets from within the shooting area.

SCORING: Comstock

TARGETS: 12 USPSA, 6 Poppers | **ROUNDS:** 30



[STAGE 11]

SIG on the Dotted Line

stage sponsored by



STARTING POSITION:

Straddling start stick, toes touching fault line, wrists below belt, handgun loaded and holstered.

STAGE PROCEDURE:

Upon audible start signal, engage targets from within the shooting area. P2 activates T4, P5 activates T7, both remain visible at rest

SCORING: Comstock

TARGETS: 9 USPSA, 7 Poppers | **ROUNDS:** 25



[STAGE 12]

I Can SIG Clearly Now

stage sponsored by



STARTING POSITION:


Feet on marks, wrists above respective shoulders, loaded handgun on barrel, muzzle generally downrange not propped.

STAGE PROCEDURE:

Upon audible start signal engage targets from within the shooting area. P1 activates T8 which remains visible at rest.

SCORING: Comstock

TARGETS: 11 USPSA, 1 Popper | **ROUNDS:** 23





UNSTOPPABLE, DAY OR NIGHT

AMC[®] UH-1[®] GEN II



When you rely on a tactical optic to keep you in the game, you've got to be ready to shine, day or night. The AMC[®] UH-1[®] Gen II is the close-quarters solution you've been asking for, offering an incredibly fast holographic display to conquer every close-quarters situation. Now with four night-vision compatible settings and a dedicated night-vision button.

- ✓ NIGHT-VISION COMPATIBLE
- ✓ LARGER VIEWING WINDOW
- ✓ ZERO IMAGE DISTORTION



**UNLIMITED.
UNCONDITIONAL.
LIFETIME WARRANTY.**

We will repair or replace the product.
Absolutely free — no matter the cause.

[STAGE 13]

1,2,3 SIGs You're Out

stage sponsored by



STARTING POSITION:

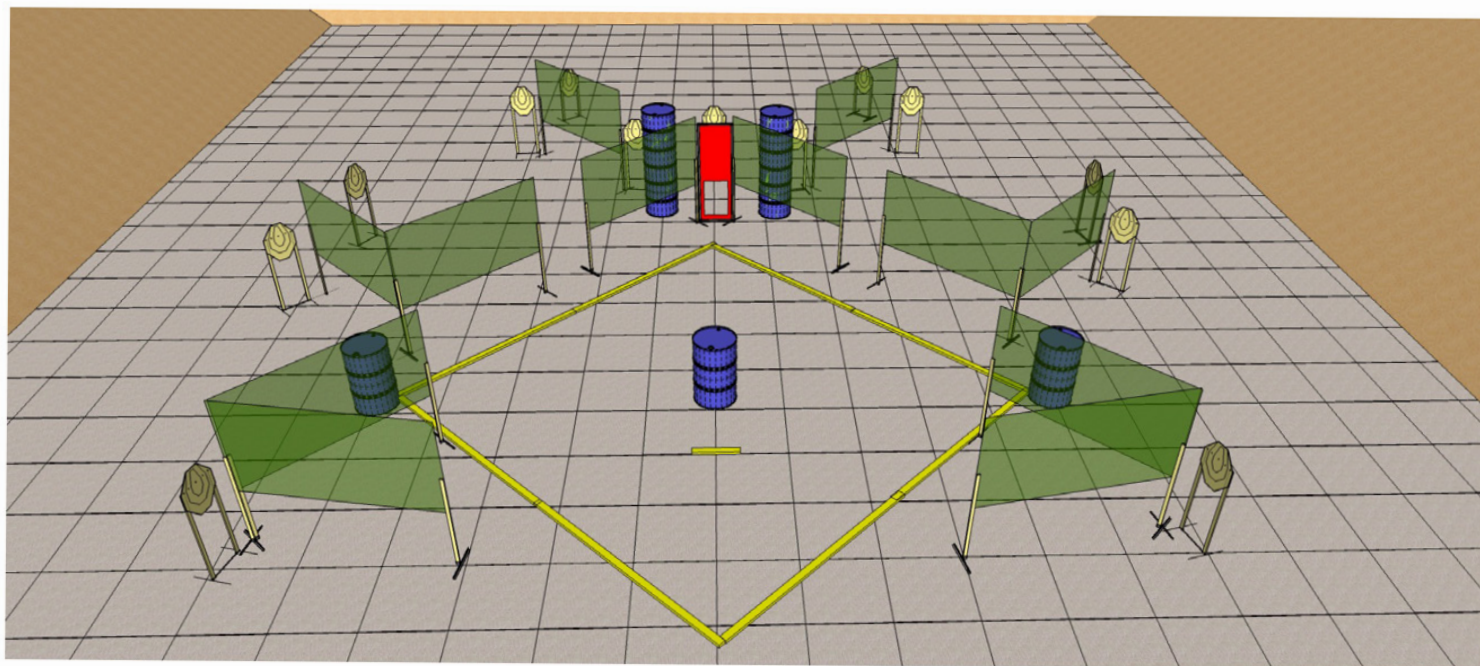
Toes touching marks, wrists above respective shoulders, handgun is unloaded on barrel facing generally downrange, not propped.

STAGE PROCEDURE:

Upon audible start signal, engage targets from within the shooting area.

SCORING: Comstock

TARGETS: 13 IPSC | **ROUNDS:** 26



HIGH-PERFORMANCE PISTOLS

With the Latest Gen5 Technologies
from GLOCK™



nDLC finish for
protection against
corrosion and
scratching

Ambidextrous slide
stop levers for
increased ergonomics

Triggering spring
enhancements and
smoother trigger
pulls and resets

To learn more, visit us.glock.com



IWI.US

**EXTREMELY
RELIABLE &
HIGHLY
ACCURATE**

*OPTIC NOT INCLUDED

[STAGE 14]

Here's Your SIG

STARTING POSITION:

Hands touching marks, handgun loaded, on table with muzzle generally downrange.

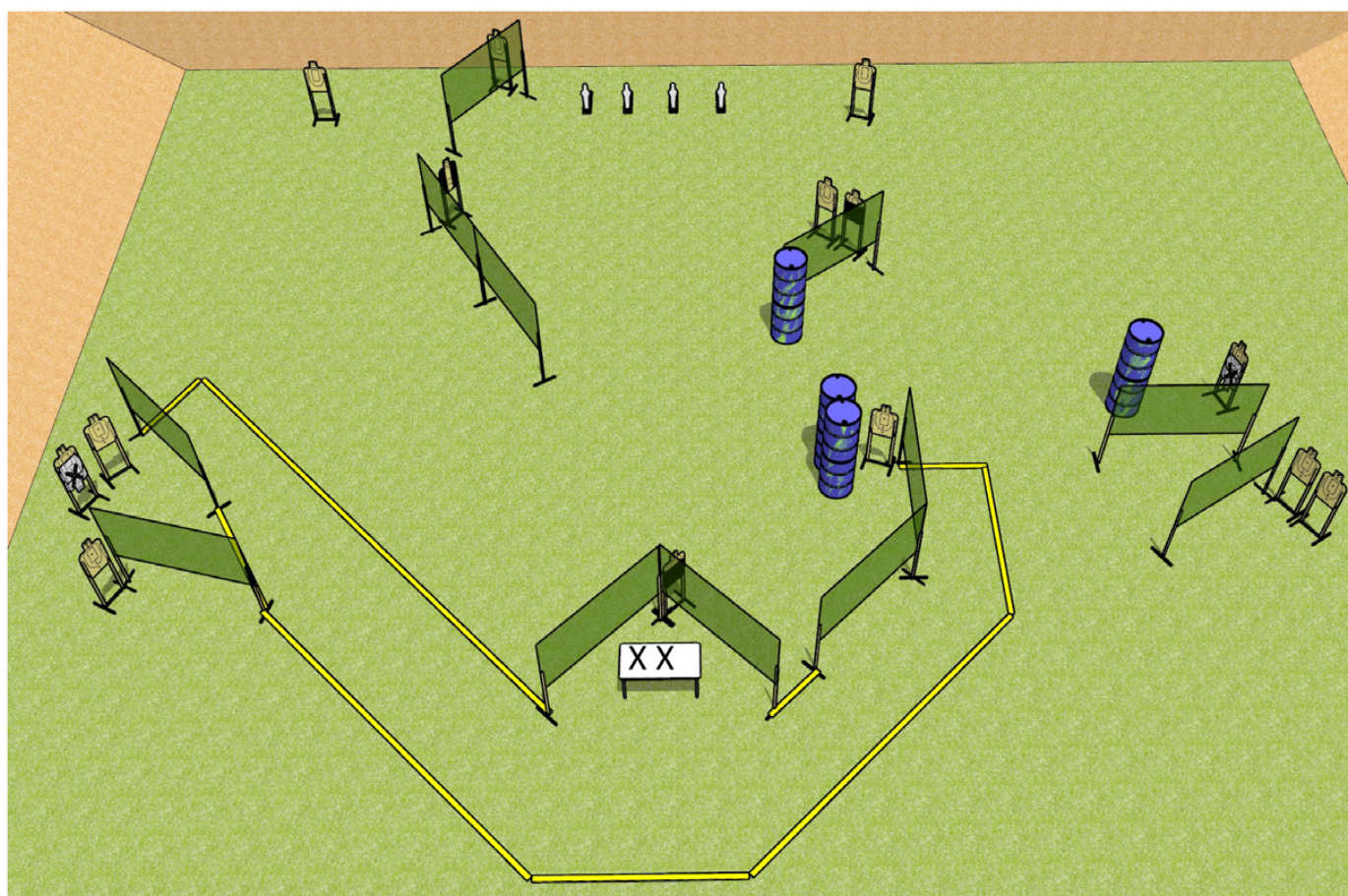
STAGE PROCEDURE:

Upon VISUAL start signal, engage targets from within the shooting area.

SCORING: Comstock

TARGETS: 14 USPSA, 4 Poppers | **ROUNDS:** 32

stage sponsored by





ORDER YOUR VICE HOLSTER AT
GXPRODUCTSUSA.COM



"Experience the Difference"

**Professional Services and
Accessories for Polymer Raceguns
since 2000**

- Compensators
- Scope Mounts
- Cerakoting
- Slide Rackers
- Magwells
- Triggers
- Guiderods
- Slide Work
- Mag Releases



Brant Cresanto
CARVER Custom Team
Member

www.carvercustom.com

5570 Florida Mining Blvd. - South
Building 100 - Suite 106
Jacksonville, FL 32257

FFL Dealer

904-800-6333
Ext 2

[STAGE 15]

Get **SIGGY** With It

stage sponsored by



STARTING POSITION:

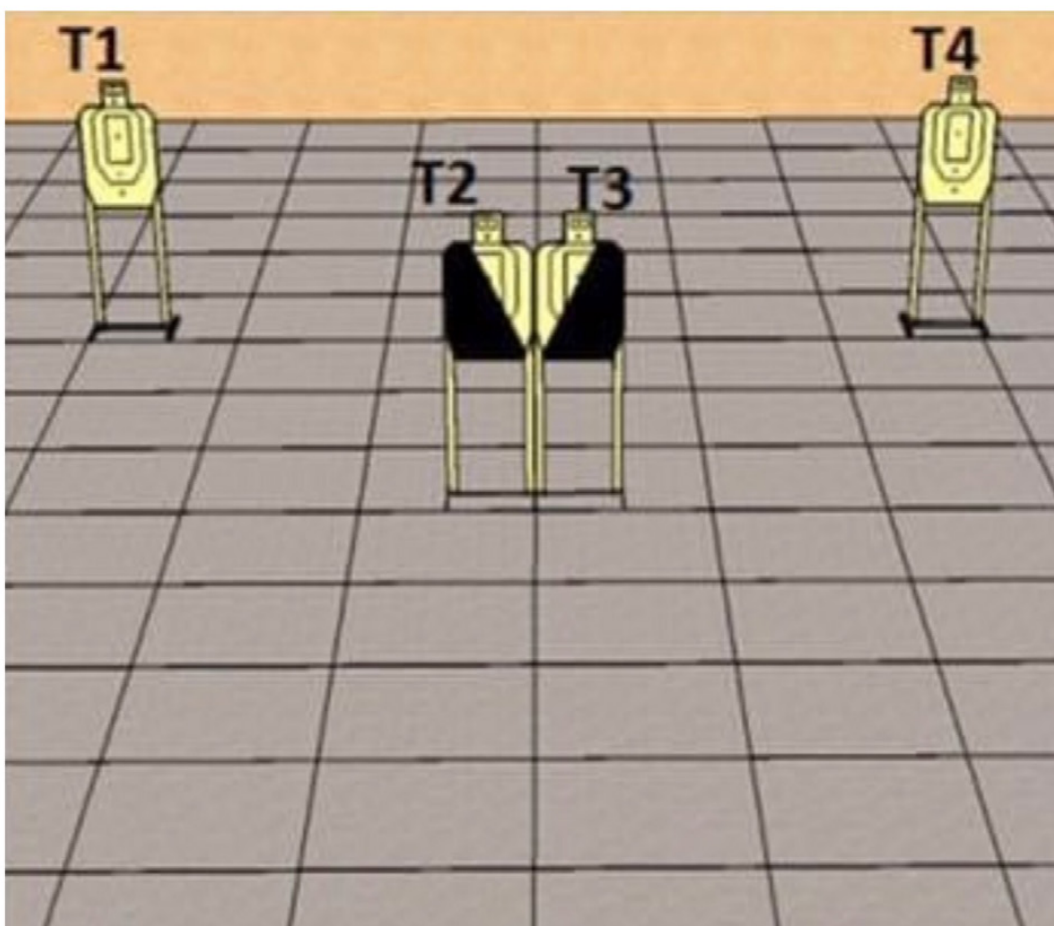
In shooting area, wrists below belt, handgun loaded and holstered.

STAGE PROCEDURE:

Upon audible start signal, engage any two targets with only 4 rounds each, then perform a mandatory reload and engage the remaining two targets with only 4 rounds each from within the shooting area.

SCORING: Virginia Count

TARGETS: 4 USPSA | **ROUNDS:**16



WORLD CHAMPION SIGHTS

C-MORE
SYSTEMS

2021 CARRY OPTICS
NATIONAL CHAMPION



Proven Performance



www.cmore.com


540.347.4683

© C-MORE Systems 1993-2022

**Reload Faster
Than You Shoot**

3500 Rounds per Hour



Mark 7 Innovation
now backed by
Lyman Engineering
and Manufacturing.

The Future of Reloading.

MARK 7
RELOADING

Markvii-loading.com



[STAGE 16]

Tell Tale SIG

stage sponsored by



STARTING POSITION:


Heels touching rear fault line, wrists below belt, handgun loaded and holstered.

STAGE PROCEDURE:

Upon audible start signal, engage targets from within the shooting area.

SCORING: Comstock

TARGETS: 8 USPSA, 6 Poppers | **ROUNDS:** 22



[STAGE 17]

SIG Language

stage sponsored by

KKM
PRECISION

STARTING POSITION:

Anywhere in the shooting area, wrists below belt, handgun loaded and holstered.

STAGE PROCEDURE:

Upon audible start signal, engage targets from within the shooting area.

SCORING: Comstock

TARGETS: 6 IPSC | **ROUNDS:** 12



[STAGE 18]

Do You Even SIG?

stage sponsored by

KKM
PRECISION

STARTING POSITION:


In shooting area, wrists below belt, handgun loaded and holstered.

STAGE PROCEDURE:

Upon audible start signal, engage targets from within the shooting area. P1 activates T1, P2 activates T2, P3 activates T3, P4 activates T4. All remain visible at rest. The best one hit per cardboard will score.

SCORING: Comstock

TARGETS: 4 USPSA, 4 poppers | **ROUNDS:** 8





PDP

It's our duty to build the best performing firearm...

IT'S YOUR DUTY TO BE READY



PDP Compact



PDP Full Size

Defined by over a century of engineering passion, precision workmanship and innovation, Walther has achieved a breakthrough never seen before in firearms with its new Performance Duty Pistol. With advantages of RDS Ergonomics that are fully optimized for red-dot optics, SuperTerrain Slide Serrations for ease of operation, a brand-new Performance Duty Trigger for accuracy and a Stepped Chamber for pushing higher velocities, the PDP is the next level in the evolution of pistols.




Red Dot
Ergonomics



Performance Duty
Grip Texture



Red Dot Ready



SuperTerrain
Serrations



Modularity



Performance
Duty Trigger

waltherarms.com

© 2020 Walther Arms Inc. | All Rights Reserved

What does it mean to be ready?



[STAGE 19]

Want Some Sauer on Your SIG?

stage sponsored by

SIGSAUER®

STARTING POSITION:

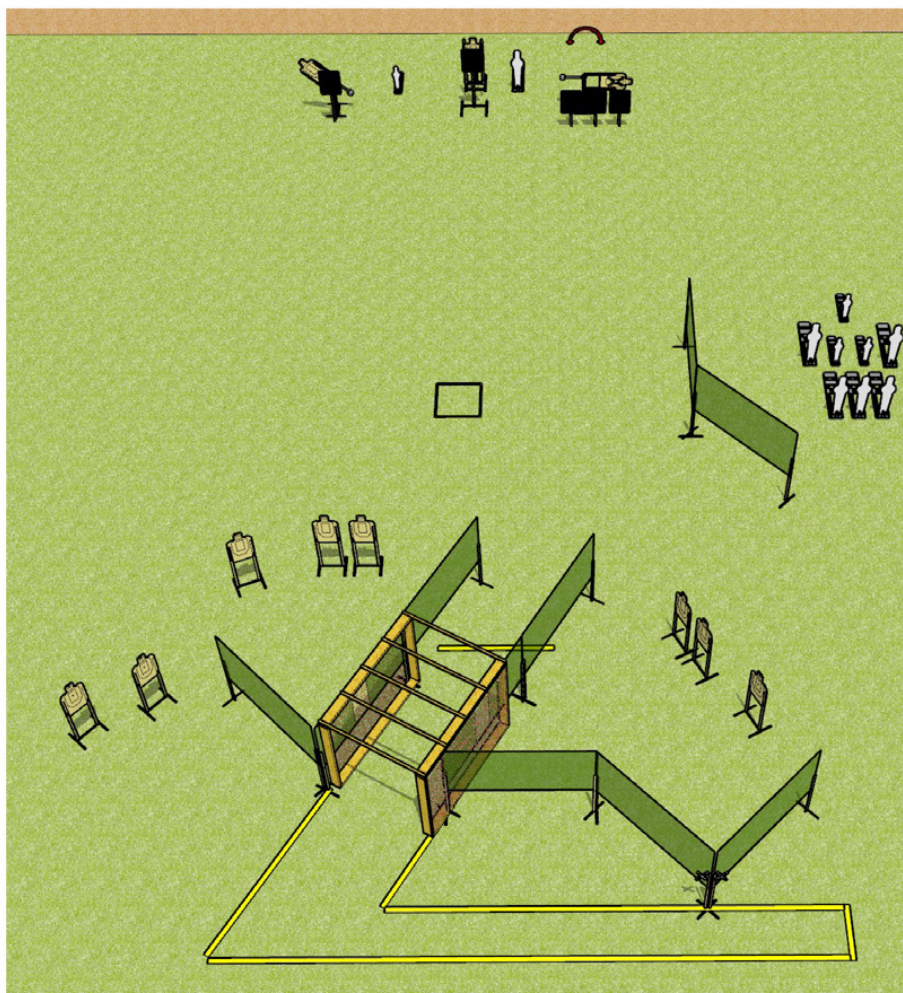
Hands on marks, handgun loaded and holstered.

STAGE PROCEDURE:

Upon audible start signal, engage targets from within the shooting area. P1 activates T6 & T7, P2 activates T7 & T8, all remain visible at rest.

SCORING: Comstock

TARGETS: 11 USPSA, 10 Poppers | **ROUNDS:** 32



SQUAD SCHEDULE

FRIDAY

AM SQUADS					
FRIDAY AM ZONE A	BAY A1	BAY A2	BAY A3	BAY A4	BAY A5
TIME	STAGE 1	STAGES 2&3	STAGE 4	STAGES 5&6	CHRONO -SIDE MATCH
9:00-9:45	101	102	103	104	105
9:45-10:30	105	101	102	103	104
10:30-11:15	104	105	101	102	103
11:15-12:00	103	104	105	101	102
12:00-12:45	102	103	104	105	101
FRIDAY AM ZONE B	BAY B1	BAY B2	BAY B3	BAY B4	BAY B5
TIME	STAGE 7	STAGES 8&9	STAGE 10	STAGE 11	STAGE 12
9:00-9:45	106	107	108	109	110
9:45-10:30	110	106	107	108	109
10:30-11:15	109	110	106	107	108
11:15-12:00	108	109	110	106	107
12:00-12:45	107	108	109	110	106
FRIDAY AM ZONE C	BAY C1	BAY C2	BAY C3	BAY C4	BAY C5
TIME	STAGE 13	STAGE 14	STAGES 15&16	STAGES 17&18	STAGE 19
9:00-9:45	111	112	113	114	115
9:45-10:30	115	111	112	113	114
10:30-11:15	114	115	111	112	113
11:15-12:00	113	114	115	111	112
12:00-12:45	112	113	114	115	111
PM SQUADS					
FRIDAY PM ZONE A	BAY A1	BAY A2	BAY A3	BAY A4	BAY A5
TIME	STAGE 1	STAGES 2&3	STAGE 4	STAGES 5&6	CHRONO -SIDE MATCH
1:45-2:30	201	202	203	204	205
2:30-3:15	205	201	202	203	204
3:15-4:00	204	205	201	202	203
4:00-4:45	203	204	205	201	202
4:45-5:30	202	203	204	205	201
FRIDAY PM ZONE B	BAY B1	BAY B2	BAY B3	BAY B4	BAY B5
TIME	STAGE 7	STAGES 8&9	STAGE 10	STAGE 11	STAGE 12
1:45-2:30	206	207	208	209	210
2:30-3:15	210	206	207	208	209
3:15-4:00	209	210	206	207	208
4:00-4:45	208	209	210	206	207
4:45-5:30	207	208	209	210	206
FRIDAY PM ZONE C	BAY C1	BAY C2	BAY C3	BAY C4	BAY C5
TIME	STAGE 13	STAGE 14	STAGES 15&16	STAGES 17&18	STAGE 19
1:45-2:30	211	212	213	214	215
2:30-3:15	215	211	212	213	214
3:15-4:00	214	215	211	212	213
4:00-4:45	213	214	215	211	212
4:45-5:30	212	213	214	215	211

SQUAD SCHEDULE

SATURDAY

AM SQUADS					
SATURDAY AM ZONE A	BAY A1	BAY A2	BAY A3	BAY A4	BAY A5
TIME	STAGE 1	STAGES 2&3	STAGE 4	STAGES 5&6	CHRONO -SIDE MATCH
9:00-9:45	211	212	213	214	215
9:45-10:30	215	211	212	213	214
10:30-11:15	214	215	211	212	213
11:15-12:00	213	214	215	211	212
12:00-12:45	212	213	214	215	211
SATURDAY AM ZONE B	BAY B1	BAY B2	BAY B3	BAY B4	BAY B5
TIME	STAGE 7	STAGES 8&9	STAGE 10	STAGE 11	STAGE 12
9:00-9:45	201	202	203	204	205
9:45-10:30	205	201	202	203	204
10:30-11:15	204	205	201	202	203
11:15-12:00	203	204	205	201	202
12:00-12:45	202	203	204	205	201
SATURDAY AM ZONE C	BAY C1	BAY C2	BAY C3	BAY C4	BAY C5
TIME	STAGE 13	STAGE 14	STAGES 15&16	STAGES 17&18	STAGE 19
9:00-9:45	206	207	208	209	210
9:45-10:30	210	206	207	208	209
10:30-11:15	209	210	206	207	208
11:15-12:00	208	209	210	206	207
12:00-12:45	207	208	209	210	206
PM SQUADS					
SATURDAY PM ZONE A	BAY A1	BAY A2	BAY A3	BAY A4	BAY A5
TIME	STAGE 1	STAGES 2&3	STAGE 4	STAGES 5&6	CHRONO -SIDE MATCH
1:45-2:30	111	112	113	114	115
2:30-3:15	115	111	112	113	114
3:15-4:00	114	115	111	112	113
4:00-4:45	113	114	115	111	112
4:45-5:30	112	113	114	115	111
SATURDAY PM ZONE B	BAY B1	BAY B2	BAY B3	BAY B4	BAY B5
TIME	STAGE 7	STAGES 8&9	STAGE 10	STAGE 11	STAGE 12
1:45-2:30	101	102	103	104	105
2:30-3:15	105	101	102	103	104
3:15-4:00	104	105	101	102	103
4:00-4:45	103	104	105	101	102
4:45-5:30	102	103	104	105	101
SATURDAY PM ZONE C	BAY C1	BAY C2	BAY C3	BAY C4	BAY C5
TIME	STAGE 13	STAGE 14	STAGES 15&16	STAGES 17&18	STAGE 19
1:45-2:30	106	107	108	109	110
2:30-3:15	110	106	107	108	109
3:15-4:00	109	110	106	107	108
4:00-4:45	108	109	110	106	107
4:45-5:30	107	108	109	110	106

SQUAD SCHEDULE

SUNDAY

AM SQUADS					
SUNDAY AM ZONE A	BAY A1	BAY A2	BAY A3	BAY A4	BAY A5
TIME	STAGE 1	STAGES 2&3	STAGE 4	STAGES 5&6	CHRONO -SIDE MATCH
9:00-9:45	106	107	108	109	110
9:45-10:30	110	106	107	108	109
10:30-11:15	109	110	106	107	108
11:15-12:00	108	109	110	106	107
12:00-12:45	107	108	109	110	106
SUNDAY AM ZONE B	BAY B1	BAY B2	BAY B3	BAY B4	BAY B5
TIME	STAGE 7	STAGES 8&9	STAGE 10	STAGE 11	STAGE 12
9:00-9:45	111	112	113	114	115
9:45-10:30	115	111	112	113	114
10:30-11:15	114	115	111	112	113
11:15-12:00	113	114	115	111	112
12:00-12:45	112	113	114	115	111
SUNDAY AM ZONE C	BAY C1	BAY C2	BAY C3	BAY C4	BAY C5
TIME	STAGE 13	STAGE 14	STAGES 15&16	STAGES 17&18	STAGE 19
9:00-9:45	101	102	103	104	105
9:45-10:30	105	101	102	103	104
10:30-11:15	104	105	101	102	103
11:15-12:00	103	104	105	101	102
12:00-12:45	102	103	104	105	101
PM SQUADS					
SUNDAY PM ZONE A	BAY A1	BAY A2	BAY A3	BAY A4	BAY A5
TIME	STAGE 1	STAGES 2&3	STAGE 4	STAGES 5&6	CHRONO -SIDE MATCH
1:45-2:30	206	207	208	209	210
2:30-3:15	210	206	207	208	209
3:15-4:00	209	210	206	207	208
4:00-4:45	208	209	210	206	207
4:45-5:30	207	208	209	210	206
SUNDAY PM ZONE B	BAY B1	BAY B2	BAY B3	BAY B4	BAY B5
TIME	STAGE 7	STAGES 8&9	STAGE 10	STAGE 11	STAGE 12
1:45-2:30	211	212	213	214	215
2:30-3:15	215	211	212	213	214
3:15-4:00	214	215	211	212	213
4:00-4:45	213	214	215	211	212
4:45-5:30	212	213	214	215	211
SUNDAY PM ZONE C	BAY C1	BAY C2	BAY C3	BAY C4	BAY C5
TIME	STAGE 13	STAGE 14	STAGES 15&16	STAGES 17&18	STAGE 19
1:45-2:30	201	202	203	204	205
2:30-3:15	205	201	202	203	204
3:15-4:00	204	205	201	202	203
4:00-4:45	203	204	205	201	202
4:45-5:30	202	203	204	205	201

AMMO SHIPPING

Here's some information for shipping your ammunition to CMP Talladega Marksmanship Park.

Shipping location:

"Your Name"

CARRY OPTICS Nationals

C/O Joey Hardy

4387 Turner Mill Rd,

Talladega, AL 35160

(706) 346-6469

NOTE: DO NOT SHIP AMMUNITION BY THE UNITED STATES POSTAL SERVICE! IT IS A VIOLATION OF FEDERAL LAW TO DO SO, AND YOU WILL BE LIABLE FOR ANY LEGAL ISSUES. WE ARE CONSIDERING NOT RECEIVING ANY AMMO SHIPPED THROUGH THE POSTAL SERVICE, AND THEIR CARRIERS MAY DECLINE TO DELIVER IT. YOU MUST SHIP BY COMMERCIAL CARRIER, UPS OR FEDEX OR ANY OTHER CARRIER THAT WILL SHIP AMMO—NOT THE USPS.

1) Use a very sturdy box and lots of tape. Ammo is heavy and the carriers will not treat that box like a carton of eggs. Do not place ammo inside the box loose; use plastic or cardboard boxes with separators designed to hold ammunition. That's usually a requirement for all commercial carriers. Place lots of padding around the ammo boxes. **DO NOT SHIP IT IN AN ENVELOPE.**

2) Put **YOUR** name and "USPSA Carry Optics Nationals" on the outside of the box, in big, **bold** letters, and covered with clear tape. *Put it there in at least 3 different locations.* In addition, insert a business card, or a small piece of paper inside the box with all of your contact information. Some boxes get damaged in shipment, making the outside illegible. The information inside will help determine who the owner is, and allow them to contact you should some of your ammunition be lost due to damaged packaging.

3) UPS/FedEx will ship ammo, ground only, if it's properly marked with an ORM-D Label. Be sure to package your ammo securely in boxes designed to hold ammunition, and use a sturdy box and lots of tape. Most UPS stores and FedEx Office will not accept ammo shipments; you can hand them to a route person, schedule a pickup, or take them to a UPS/FedEx depot/service center.

4) Ship your ammo in time for it to arrive prior to the match. It must go ground, per **UPS** and/or **FedEx** regulations, so give it time to get there. Again: **NO AMMO BY US POSTAL SERVICE.**

The folks at CMP Marksmanship Park will collect your ammunition and store it until USPSA personnel are on the ground at the range. We (USPSA) will distribute it at or around registration or during the match. It will be better if you collect your ammunition during registration periods so that we can assure that we have people on hand to distribute it. You may be required to sign for any ammunition you pick up. If you want to collect your ammo at times other than registration, you may experience a delay in getting it until someone is free.




GRAYGUNS®

We're extremely proud to be the premier aftermarket parts and service provider for your SIG Sauer® and HK® pistols.

 **Bruce Gray**
President

Mason Lane
USPSA 2020 Limited Champion

www.grayguns.com

Triggers - Competition Trigger Kits - Laser-Sculpted Grip Modules - Base Pads - Guide Rods

Proud Sponsor of the 2022 USPSA Nationals



Quantity Discounts up to 18%!

Sponsorship Program!

Subscriptions Available!

Email sales@thebluebullets.com

for more information.

www.thebluebullets.com

AMMO SHIPPING LABEL

Here are ORM-D labels that you can print and tape to your package along with mailing information:

TO: _____


USPSA Carry Optics Nationals

C/O Joey Hardy

4387 Turner Mill Rd,

Talladega, AL 35160

(256) 474-4408





OPTIMIZED
FOR COMPETITION
AT THE **HIGHEST**
LEVELS



SIG SAUER P320MAX

Developed in collaboration with World Shooting Champion, Team SIG Captain Max Michel.

- ▲ TXG tungsten infused heavy grip module
- ▲ Flat skeletonized trigger
- ▲ Wrap-around slide serrations for ideal side and top manipulation
- ▲ 5" match grade bull barrel
- ▲ 6MOA ROMEO3MAX
- ▲ (4) 21rd Steel Magazines